

e-Sampark web portal

The vision for this project is to create a knowledge-based society through extensive use of I.T. as a medium for effective interaction between the Administration and the public so that exchange of information and access to government departments is speedy and easy, leading to a better quality of life. The objectives of this project are:

- Provide hassle free one-stop solution to the citizen
- Minimize multiple interaction points for the citizen and hence reducing the wastage of their valuable time
- Provide better turnaround time in receipt, processing and issue of services
- Transparency in delivery of services

Project Sampark is a Department of IT (DIT) initiative for the development, integration and maintenance of web-portal for various departments of the Administration for providing 'One-stop-shop' for 23 G2C and 5 B2C services through 12 e-Sampark Centre. It not only provides the Online Transaction Processing through its centres and web-enabled portal but also is a major source of information dissemination.


Using the e-Sampark web portal, the user can avail the B2C services. Currently, the Electricity and Water bill service is running on the web portal. So, the user can pay his Electricity and water bill using Netbanking facility.

Log-in Screen

e-Sampark

e-Governance Centre

E-Sampark was initiated to bring together the services of all the departments under one single umbrella and give citizens of Chandigarh a "multi-service" - "single-window" experience apart from eradicating the undue harassment met by the citizens due to lack of transparency.



[Home](#) | [Services](#) | [About Us](#) | [Contact Us](#) | [Centre Location](#) | [Login](#) | [Direct Payment](#)

You are here: [Home](#) > [Login](#)

Create New Registration

- To create your account, please fill the e-Registration Form.
- All the fields with * symbol are mandatory in registration Form.
- Once the user fills the form and press submit, then the confirmation email will be sent to the email address.
- Please follow the instructions in your email to activate your account.
- Firstly, the user has to click on the email link.
- Secondly, use the username and password in order to log-into the account.
- Choose email carefully, all the future communication will be done using that email address.

Create New Account

Existing User

Username:

Password:

Please enter text:

u94gys

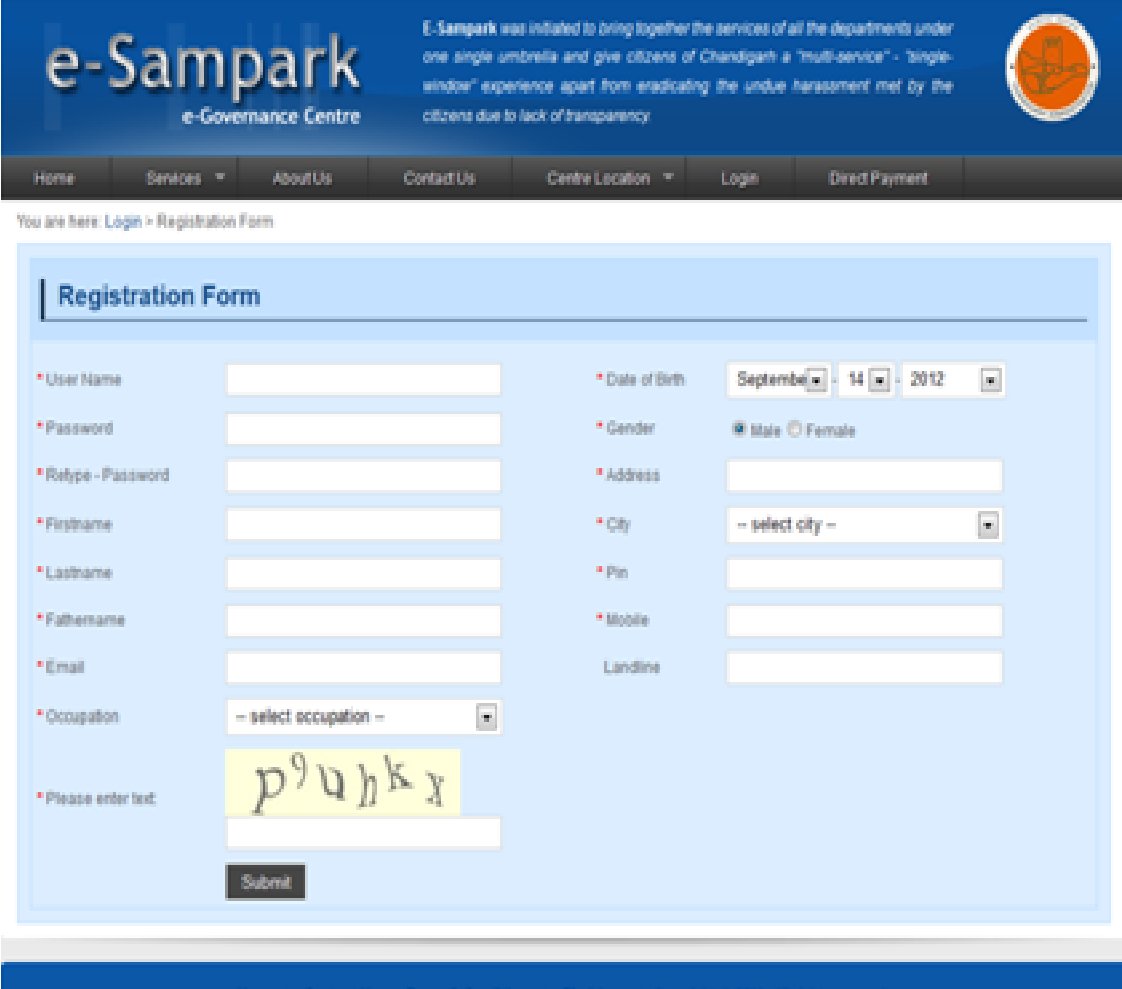
Login >>

[Home](#) | [Contact Us](#) | [Terms & Conditions](#) | [Disclaimer](#) | Copyright © 2011. All right reserved.
Designed and Developed by [SPIC](#) | Website: [spicindia.com](#)

Description:

Firstly, the user has to enter a valid username, password and verification text in order to login to the web portal. In case the user is not a valid user, then he has to create a new registration form and fill in his general details. However, the user can also login to the web portal using guest user facility.

Registration Screen



The screenshot shows the e-Sampark e-Governance Centre website. The header includes the logo and a description of the center's mission. A navigation bar contains links to Home, Services, About Us, Contact Us, Centre Location, Login, and Direct Payment. Below the navigation bar, a breadcrumb trail indicates the user is in the Login > Registration Form section. The main content area is titled 'Registration Form' and contains a registration form with the following fields:

- * User Name
- * Password
- * Retype - Password
- * Firstname
- * Lastname
- * Fathername
- * Email
- * Occupation (dropdown menu)
- * Date of Birth (calendar picker)
- * Gender (radio buttons for Male and Female)
- * Address
- * City (dropdown menu)
- * Pin
- * Mobile
- * Landline
- * Please enter text (captcha)

A 'Submit' button is located at the bottom of the form.

Description:

The user can register his details and can create his account using this interface. The fields marked with asterick (*) sign are mandatory and should not be kept empty. Once the user has entered his registration detail, the email will be fired to the user providing the token. When the user clicks the token in his email, then his account gets activated. This email intimation facility is not available as the application is running on real time IP. Once it is hosted, the email facility will be available.

My Account Dashboard Screen

The screenshot displays the 'My Account Dashboard' of the e-Sampark e-Governance Centre. The header features the 'e-Sampark' logo and a description of the platform's purpose. A navigation bar includes 'My Account' and 'Logout' links. Below the header, a breadcrumb trail shows 'You are here:'. The main content area is divided into a left sidebar and a right pane. The sidebar contains a 'Menu' section with links for 'Personal Info', 'Change Password', and 'My Services', followed by a 'User Info' section displaying the user's name 'HI !ANIL KUMAR', current IP, last login IP, last login date, and a 'Logout' button. The right pane is titled 'My Account :: Dashboard' and is currently empty. The footer contains a navigation menu with links to 'Home', 'Contact Us', 'Terms & Conditions', 'Disclaimer', and 'Copyright © 2011. All right reserved.', along with credits to 'SPIC' and the website 'spicindia.com'.

e-Sampark
e-Governance Centre

E-Sampark was initiated to bring together the services of all the departments under one single umbrella and give citizens of Chandigarh a "multi-service" - "single-window" experience apart from eradicating the undue harassment met by the citizens due to lack of transparency.

My Account Logout

You are here:

Menu

- Personal Info
- Change Password
- My Services

User Info

HI !ANIL KUMAR

Current IP: 203.100.70.217

Last Login IP: ---

Last Login DateTime: ---

Logout

My Account :: Dashboard

Home | Contact Us | Terms & Conditions | Disclaimer | Copyright © 2011. All right reserved.
Designed and Developed by [SPIC](#) | Website: [spicindia.com](#)

Description:

This is the welcome screen which appears in case of the registered user. The user information is visible to the left navigation block along with the menus. The user can view his personal details using personal info menu. He can change his password using Change Password menu. He can choose e-payment services from My Services menu. Furthermore, the login details are also visible through User Info menu.

Services Selection Screen

The screenshot displays the 'e-Sampark e-Governance Centre' interface. At the top, a blue header contains the logo on the left, a descriptive paragraph about the platform's purpose in the center, and the Chandigarh Administration logo on the right. Below the header is a dark navigation bar with 'My Account' and 'Logout' links. A breadcrumb trail indicates the user is in the 'My Account' section. The main content area is divided into two columns. The left column features a 'Menu' with links for 'Personal Info', 'Change Password', and 'My Services', followed by a 'User Info' section displaying the user's name 'HI !ANIL KUMAR', current IP, last login IP, and last login date, along with a 'Logout' button. The right column, titled 'My Services :: List of Services', contains a single link 'Electricity and Water bill' with a right-pointing arrow. The footer is a dark blue bar with links for 'Home', 'Contact Us', 'Terms & Conditions', 'Disclaimer', and 'Copyright © 2011. All right reserved.', along with design and development credits to SPIC and the website spicindia.com.

e-Sampark
e-Governance Centre

E-Sampark was initiated to bring together the services of all the departments under one single umbrella and give citizens of Chandigarh a "multi-service" - "single-window" experience apart from eradicating the undue harassment met by the citizens due to lack of transparency.

My Account Logout

You are here: My Account

Menu

- Personal Info
- Change Password
- My Services

User Info

HI !ANIL KUMAR

Current IP: 203.100.70.217

Last Login IP: ---

Last Login DateTime: ---

Logout

My Services :: List of Services

- Electricity and Water bill

Home | Contact Us | Terms & Conditions | Disclaimer | Copyright © 2011. All right reserved.
Designed and Developed by SPIC | Website: spicindia.com

Description:


Using this page, the user can choose the Electricity and water bill payment service by clicking on Electricity and Water bill link.

Electricity and Water Bill Screen

e-Sampark

e-Governance Centre

E-Sampark was initiated to bring together the services of all the departments under one single umbrella and give citizens of Chandigarh a "multi-service" - "single-window" experience apart from eradicating the undue harassment met by the citizens due to lack of transparency.



[My Account](#) | [Logout](#)

You are here: [My Account](#) > [List of Services](#) > Electricity & Water Bill

Menu

- Personal Info
- Change Password
- My Services

User Info

HI !ANIL KUMAR

Current IP: 203.100.70.217

Last Login IP: ---

Last Login DateTime: ---

[Logout](#)

List of Registered Account Number(s)

Sr. No.	Account Number	Actions
1	ML17451300X	PAY all transaction(s)
2	ML17452900R	PAID all transaction(s)
3	ML17455500R	PAID all transaction(s)
4	MZ21505830P	PAY all transaction(s)

Service - Electricity and Water bill

Note: You can register only 1 Account (Consumer) Number

Register(s) Account Number

Account No.

Please enter text:

vue743

Add

[Home](#) | [Contact Us](#) | [Terms & Conditions](#) | [Disclaimer](#) | Copyright © 2011. All right reserved.
Designed and Developed by SPIC - I. Website: spicindia.com

Description:


Using this interface, the user can view his registered account numbers. The user can register maximum of five account numbers to avail the Electricity and Water bill payment service. By using all transaction links the user can view his transaction details. To pay the bill, he can click on PAY link under actions. In order to register the account, he has to enter his account number in the textbox and enter verification text.

Bill Detail Screen

e-Sampark

e-Governance Centre

E-Sampark was initiated to bring together the services of all the departments under one single umbrella and give citizens of Chandigarh a "multi-service" - "single-window" experience apart from eradicating the undue harassment met by the citizens due to lack of transparency.



[My Account](#) | [Logout](#)

You are here: [My Account](#) > [List of Services](#) > [Electricity & Water Bill](#) > Bill Detail - ML17451300X

Menu

- Personal Info
- Change Password
- My Services

User Info

HI !ANIL KUMAR

Current IP: 203.100.70.217

Last Login IP: ---

Last Login DateTime: ---

[Logout](#)

Bill Detail for the Account Number (ML17451300X)

Name:	RADHE SHAM	Bill Type:	Water Bill (W)
Address:	4513 , MALOYA COLONY	Today's Date	13 September, 2012

>>> BY >>>	Cash	Cheque	Credit Card / Debit Card	Net Banking
Due Date	08-09-2011	07-09-2011	05-09-2011	06-09-2011
Service Charges	-	-	1.5%	Rs. 5
Due Date Amount	Rs. 209	Rs. 209	Rs. 212.14	Rs. 214
After Due Date Surcharge	Rs. 21	Rs. 21	Rs. 21	Rs. 21
After Due Date Amount	Rs. 230	Rs. 230	Rs. 233.14	Rs. 235

Pay

[Home](#) | [Contact Us](#) | [Terms & Conditions](#) | [Disclaimer](#) | Copyright © 2011. All right reserved.

Designed and Developed by [SPIC](#) | Website: [spicindia.com](#)


Description:

The user can check his bill details for a particular account number through this interface. The net banking payment detail is highlighted in green. To pay the bill, he has to click on Pay link.

Payment Mode Screen

e-Sampark
e-Governance Centre

E-Sampark was initiated to bring together the services of all the departments under one single umbrella and give citizens of Chandigarh a "multi-service" - "single-window" experience apart from eradicating the undue harassment met by the citizens due to lack of transparency.




[My Account](#) | [Logout](#)

You are here: [My Account](#) > [List of Services](#)

Bill Detail for the Account Number - ML17451300X

Account Number	ML17451300X
Email ID	anil@gmail.com
Due Date	06-09-2011
Amount	Rs. 209
Service Tax	Rs. 5
Surcharge (if any)	Rs. 21
Pay Amount	Rs. 235

Select Your Payment Mode


Payment Mode	<input type="radio"/> Credit Card <input type="radio"/> Debit Card <input checked="" type="radio"/> Net Banking
Select Bank	demo1 - NB 
Proceed	

[Home](#) | [Contact Us](#) | [Terms & Conditions](#) | [Disclaimer](#) | Copyright © 2011. All right reserved.
Designed and Developed by [SPIC](#) | Website: [spicindia.com](#)


Description:

In this step, the user can check his bill detail for a unique account number. Then he chooses the payment mode along with the bank. At last, he clicks Proceed link to pass on the information to the BillDesk payment gateway interface.

BillDesk Payment Gateway Screen




All your payments. Single location.

BillDesk Payment Gateway

Verified by  MasterCard.
SecureCode.

Merchant Name: **CHANDADMIN**Payment Amount: **Rs 2.00**

Payment Information (Please enter your card details to authorise this transaction...)



Card Number * 

Please enter your card number without any space [Virtual Numpad](#)

Name on Card *

Please enter your name specified on the card


Expiry Date:

01  2012 

CVV2/CVC2 Number *

What is CVV/CVC2? [Virtual Numpad](#)



Type the exact characters you see in the picture *



Cancel

Make Payment

Your transaction is processed through a secure 128 bit https internet connection based on secure socket layer technology. For security purposes, your IP address 203.100.70.217 and access time Sep 13 15:28:49 IST 2012 have been logged.


powered by VeriSign
Control Case
Click to Validate

[Terms Conditions](#) | [Privacy](#) | © 2012 IndiaIdeas.com Ltd.

Description:


This is the BillDesk payment gateway interface which accepts the payment information detail from the user. The user can enter his card number along with other details in order to pay his bill. Once the transaction is complete, the completed payment detail is shown to the user. He will also receive the email as well as SMS indicating that his bill is paid. The email and SMS facility will be added in the project once it is hosted on the web hosting company server.

Payment Success Screen

e-Sampark

e-Governance Centre

E-Sampark was initiated to bring together the services of all the departments under one single umbrella and give citizens of Chandigarh a "multi-service" - "single-window" experience apart from eradicating the undue harassment met by the citizens due to lack of transparency.



[My Account](#) | [Logout](#)

You are here: [My Account](#) > [List of Services](#) > [Electricity & Water Bill](#) > [Bill Detail - ML17452900R](#)

Menu

- [Personal Info](#)
- [Change Password](#)
- [My Services](#)

User Info

HI :ANIL KUMAR

Current IP: 203.100.70.213

Last Login IP: 203.100.70.213

Last Login DateTime:

2012-09-14 06:27:44

[Logout](#)

Bill Detail for the Account Number (ML17452900R)

Name:	DHANAM KUMAR	Bill Type:	Water Bill (W)		
Address:	4529 , MALOYA COLONY	Today's Date	14 September, 2012		
Bill Period	Order Number	Bill Amt	Bill Date	Actions	Status
-	6187	Rs. 2.00	16 August, 2012	View Bill	Paid

[Home](#) | [Contact Us](#) | [Terms & Conditions](#) | [Disclaimer](#) | Copyright © 2011. All right reserved.

Designed and Developed by [SPIC](#) | Website: [spicindia.com](#)

Description:

Once the bill transaction is complete through BillDesk payment gateway, the user is redirected to this web page. In case, the user wants to view his bill then he can use View Bill link. The status field will provide the bill status information.

Bill Detail Screen

Bill Detail

X

Account Number - ML17452900R

Name:	DHANAM KUMAR	Address:	4529 , MALOYA COLONY
Account No:	ML17452900R	Bill Type:	Water Bill (W)
Order No:	6187	Amount:	Rs. 2.00
Payment Mode:	Net Banking	Bank:	CIT
Transaction ID:	MCIT2791381407	Transaction Date:	16 August, 2012

[view & print Receipt](#)

Description:

The user can view his bill detail using this interface. He can take the print-out of his receipt using view & print Receipt link.

Payment Receipt Screen



Name:	THE CONSUMER	Address:	4555 .
Account No:	ML17455500R	Bill Type:	Water Bill (W)
Order No:	6202	Amount:	Rs. 2.00
Payment Mode:	Net Banking	Bank:	CIT
Transaction Ref:	MCIT2793561342	Transaction Date:	20 August, 2012

Description:


Once the bill transaction is complete from the BillDesk interface, the user can view as well as take the print-out of his receipt.

Payment Failure Screen

e-Sampark

e-Governance Centre

E-Sampark was initiated to bring together the services of all the departments under one single umbrella and give citizens of Chandigarh a "multi-service" - "single-window" experience apart from eradicating the undue harassment met by the citizens due to lack of transparency.



[My Account](#) | [Logout](#)

You are here:

Menu

- Personal Info
- Change Password
- My Services

User Info

HI JAHL KUMAR

Current IP: 203.100.70.213

Last Login IP: - - -

Last Login DateTime: - - -

[Logout](#)

Account Number :: ML17451300X | Order Number :: 6212

Bill Type	Water Bill (W)	Amount	Rs. 2.00
Transaction Date	14 September, 2012	Transaction Reference No	MCIT2809144169
Bank ID	CIT	Bank Reference	0
Status	Failure	Response Desc	Canceled By User

[Home](#) | [Contact Us](#) | [Terms & Conditions](#) | [Disclaimer](#) | Copyright © 2011. All right reserved.
Designed and Developed by [SPIC](#) | Website: [spicindia.com](#)

Description:

In case the bill transaction is not complete, then the user is redirected to this web page in which he can view his bill detail.

Do direct Payment Screen

e-Sampark
e-Governance Centre

E-Sampark was initiated to bring together the services of all the departments under one single umbrella and give citizens of Chandigarh a "multi-service" - "single-window" experience apart from eradicating the undue harassment met by the citizens due to lack of transparency.

Home Services About Us Contact Us Centre Location Login Direct Payment

You are here

Do Direct Payment

Kindly enter the below details for making the payment

Service: Electricity & Water Bill

Bill Account No.:

Email ID:

Mobile No.:

Please enter the following verification code

9n7pn

Submit

Home | Contact Us | Terms & Conditions | Disclaimer | Copyright © 2011. All right reserved.
Designed and Developed by SPIC | Website: spicindia.com

Description:

This interface is for the guest user who wants to pay his Electricity and Water bill without creating his account on the web portal. For this, he has to enter his Bill Account number, Email address, mobile no. and verification code.

Bill Detail Screen

e-Sampark

e-Governance Centre

E-Sampark was initiated to bring together the services of all the departments under one single umbrella and give citizens of Chandigarh a "multi-service" - "single-window" experience apart from eradicating the undue harassment met by the citizens due to lack of transparency.



[Home](#) | [Services](#) | [About Us](#) | [Contact Us](#) | [Centre Location](#) | [Login](#) | [Direct Payment](#)

You are here: [Go Back To Home](#)

Bill Detail for the Account Number (JHL174553006)

Name:	RAJ LAL	Bill Type:	Water Bill (R)
Address:	4083, WALTONA COLONY	Today's Date:	12 September, 2012

= BY =	Cash	Cheque	Credit Card / Debit Card	Net Banking
Due Date	06-09-2011	07-09-2011	05-09-2011	06-09-2011
Service Charges	-	-	1.5%	Rs. 5
Due Date Amount	Rs. 160	Rs. 160	Rs. 163.20	Rs. 166
After Due Date Surcharge	Rs. 15	Rs. 15	Rs. 15	Rs. 15
After Due Date Amount	Rs. 166	Rs. 166	Rs. 168.20	Rs. 171

Continue

[Home](#) | [Contact Us](#) | [Terms & Conditions](#) | [Disclaimer](#) | Copyright © 2011. All right reserved.

Designed and Developed by [SPC](#) | Website: [spcinfolia.com](#)

Description:

This interface will provide the guest user bill detail based on a particular account number as filled by him in the previous form on the web portal. The net banking bill detail is visible in green.

Bank Selection Screen

The screenshot displays the 'e-Sampark e-Governance Centre' website. The header includes the logo, a mission statement about bringing services under one umbrella, and a navigation menu with links: Home, Services, About Us, Contact Us, Centre Location, Login, and Direct Payment. Below the header, a breadcrumb trail reads 'You are here: Home > Bill detail'. The main content area is divided into two sections. The first section, titled 'Bill Detail for the Account Number - WL17455300E', contains a table with the following details:

Account Number	WL17455300E
Email ID	test@gmail.com
Due Date	06-09-2011
Amount	Rs. 151
Service Tax	Rs. 5
Surcharge (if any)	Rs. 15
Pay Amount	Rs. 171

The second section, titled 'Select Your Payment Mode', contains a form with the following fields:

Payment Mode: ☐ Credit Card ☐ Debit Card ☒ Net Banking

Select Bank:

The footer of the page contains links for Home, Contact Us, Terms & Conditions, Disclaimer, and Copyright © 2011, All right reserved. It also mentions 'Designed and Developed by SPIC' and the website 'http://spicindia.com'.

Description:

The guest user can select the bank using this web page. Furthermore, the basic bill detail can also be checked. After this step, the request is sent to the BillDesk payment gateway interface.

BillDesk Payment Gateway Interface Screen

BillDesk
All your payments. Single location.

BillDesk Payment Gateway

Verified by **VISA** MasterCard SecureCode.

Merchant Name: **CHANDADMIN** Payment Amount: **Rs 2.00**

Payment Information (Please enter your card details to authorise this transaction...)

Card Number * Please enter your card number without any space [Virtual Numpad](#)

Name on Card * Please enter your name specified on the card

Expiry Date * 01 / 2012

CVV2/CVC2 Number * What is CVV/CVC2? [Virtual Numpad](#)

Type the exact characters you see in the picture *

Your transaction is processed through a secure 128 bit https internet connection based on secure socket layer technology. For security purposes, your IP address 203.190.70.217 and access time Sep 13 18:56:53 IST 2012 have been logged.

[Terms Conditions](#) | [Privacy](#) | © 2012 IndiaIdeas.com Ltd.

Description:

The guest user can enter his payment information using this web page interface provided by the BillDesk payment gateway interface. In this, the guest user has to enter his bank card number along with other details. In order to complete the transaction, he has to click on make payment button. He will also receive the email as well as SMS indicating that his bill is paid. The email and SMS facility will be added in the project once it is hosted on the web hosting company server.

Payment Success Screen

The screenshot displays the 'e-Sampark e-Governance Centre' website. The header includes the logo and a description of the center's mission. A navigation bar contains links for Home, Services, About Us, Contact Us, Centre Location, Login, and Direct Payment. Below the navigation bar, a breadcrumb trail indicates the user's current location. The main content area features a 'Bill Receipt' section with a table of transaction details. A 'view & print Receipt' link is provided at the bottom of the receipt table. The footer contains a list of links and copyright information.

e-Sampark
e-Governance Centre

E-Sampark was initiated to bring together the services of all the departments under one single umbrella and give citizens of Chandigarh a "multi-service" - "single-window" experience apart from eradicating the undue harassment met by the citizens due to lack of transparency.

Home Services About Us Contact Us Centre Location Login Direct Payment

You are here:

Bill Receipt			
Name:	SAM LAL	Address:	4953, MALWA COLONY
Account No:	ML17453095	Bill Type:	Water Bill (BT)
Order No:	6012	Amount:	Rs. 2.88
Payment Mode:	Net Banking	Bank:	CIT
Transaction ID:	MCIT2809082526	Transaction Date:	2012-05-14 10:36:34

[view & print Receipt](#)

Home | Contact Us | Terms & Conditions | Disclaimer | Copyright © 2011. All right reserved.
Designed and Developed by [SPK](#) | Website: [spkindia.com](#)

Description:

After the bill transaction is complete, and then the guest user is redirected to this interface. He can check the Bill Receipt and can take the printout of his receipt.

View Receipt Screen



Name:	RAM LAL	Address:	4553 , MALOYA COLONY
Account No:	ML17455300E	Bill Type:	Water Bill (w)
Order No:	6012	Amount:	Rs. 2.00
Payment Mode:	Net Banking	Bank:	CIT
Transaction Ref:	MCIT2809082535	Transaction Date:	14 September, 2012


Description:

Once the transaction is complete, the guest user can take the print out of his receipt through this interface.

Payment Failure Screen

e-Sampark
e-Governance Centre

E-Sampark was initiated to bring together the services of all the departments under one single umbrella and give citizens of Chandigarh a "multi-service" - "single-window" experience apart from eradicating the undue harassment met by the citizens due to lack of transparency.



[Home](#) | [Services](#) | [About Us](#) | [Contact Us](#) | [Centre Location](#) | [Login](#) | [Direct Payment](#)

You are here:

Name	RAJ LAL
Address	4503, MALINA COLONY
Account Number	BL174553000
Bill Type	Water Bill (W)
Amount	Rs. 2.00
Transaction Date	13 September, 2012
Transaction Reference No	MCT3808788014
Bank ID	CIT
Error Description	Cancelled By User
Status	Failure

[Home](#) | [Contact Us](#) | [Terms & Conditions](#) | [Disclaimer](#) | Copyright © 2011. All right reserved.
Designed and Developed by [SPK](#) | WebSite: [spkindia.com](#)

Description:

In case the transaction is not complete due to some reasons then the information is visible to the guest user through this web page.

