

TENDER DOCUMENT

Empanelment of Contractor/Firm for Interior Furnishing Works



Tender No. SPIC/2019/51448

Date. 17/10/2019

Society for Promotion of IT in Chandigarh (SPIC)
Under the aegis of Department of IT, Chandigarh Administration
Entrepreneur Development Centre (EDC) Building, Plot No: 20,
Rajiv Gandhi Chandigarh Technology Park (RGCTP), Chandigarh 160101.

Tele : +91 172 2970450; +91 172 2970451.

E-Mail: info@spicindia.com.

Website: www.spicindia.com.

Table of Contents

Sr.	Item	Particulars	Page No
1	Section-I	Invitation for Bids	3
2	Section-II	Instructions to Tenderer	5
3	Section-III	General Conditions of Contract	13
4	Section -IV	Technical Specification	45
5	Section -V	Bid Schedules	
6	Appendices	Appendix A: Bid Security Form	73
7		Appendix B: Bank Guarantee Form	80
8		Appendix C: Contract Form	82
9	Check List		85

SECTION I**Invitation for Bids**

1. This invitation of Bids is for empanelment of eligible Contractor/Firm for Supply and installation/laying/fixing of items/equipment/Finishing Works for interior furnishing works with the objective of setting up of co-working startup space at EDC Building.
2. This Tender document can also be downloaded from e-tendering website of Chandigarh Administration -<https://etenders.chd.nic.in> and the non-refundable Tender fee of Rs.2000/- in the form of bank draft in favour of 'Society for Promotion of IT in Chandigarh (SPIC)' payable at Chandigarh, must be paid in the form mentioned above at the time of submission of bid. Interested bidders can also download the tender document from SPIC's website <http://www.spicindia.com>.
3. Tenderer are advised to study the Tender Document carefully. Submission of Tender shall be deemed to have been done after careful study and examination of the Tender Document with full understanding of its implications.
4. Sealed offers prepared in accordance with the procedure described in Clause 1 of Section II should be submitted to the **Chief Executive Officer, Society for Promotion of IT in Chandigarh (SPIC), EDC Building, Plot No:20, RGCTP, Chandigarh-160101.**
5. The Tenderer must be a company registered under the Indian Companies Act, 1956/2013.
6. The Tender comprises of **two bid systems -the Technical Bid and Price Bid**. The Tenderer has to submit a Bid Security/**Earnest Money Deposit (EMD) of Rs. 1,00,000/-** along with the Technical Bid.
7. Period for completion of work: It has been targeted that the work of Interior Furnishing Works covering supply, installation, and furnishing should be completed within time frame mentioned in the notification of award.
8. The bidders would have to quote the prices in Indian Rupees only covering the total scope of work.
9. The purchaser reserves the right of accepting and/or rejecting any/all Tenders without assigning any reasons thereof.
10. Key Dates:
 - A. Name of the Purchaser: SPIC.
 - B. Location where the work of Interior Furnishing would take place:
Co-working startup space at EDC Building
 - C. Addressee and Address at which Bids are to be submitted:
**Chief Executive Officer SPIC,
Society for Promotion of IT in Chandigarh (SPIC),
EDC Building, Plot No: 20; RGCTP; Chandigarh-160101.**
 - D. Last date for sale of Tender document: **29/10/2019.**

- E. Latest time and date for receipt of Bids: On or before **29/10/2019 up to 4:00 PM.**
- F. Place, Time and Date of opening of Technical Bids: **29/10/2019 at 4:30 PM.**

**Society for Promotion of IT in Chandigarh (SPIC),
EDC Building, Plot No: 20 ; RGCTP; Chandigarh-160101**

The date, time and venue for opening Price bids will be intimated separately to those successful in technical bids.

- G. Bid Validity: 180 days from the date of opening of the Technical Bids.
- H. Validity of the Price Validity:

Validity of the Amount specified in the price bid should be valid for One year from the date of opening of the price BID. Additional Works in the form of similar Works in other locations may also be assigned to the selected Contractor/Firm in the same terms & conditions and in the same price within one year.

Note: The Purchaser shall not be responsible for non-receipt/non-delivery of the Bid document due to any reason whatsoever.

SECTION II

INSTRUCTIONS TO TENDERERS

1. Procedure for Submission of Bids
 - 1.1 It is proposed to have a Two Cover System for this tender.
 - a) Technical Bid cum Qualification Bid in one cover.
 - b) Price Bid in one cover. **(NO PRICE BID TO BE SUBMITTED IN PHYSICAL FORM)**
 - 1.2 Sealed Tenders in 'two part' are being invited from reputed eligible contractor/firm for supply, installation & furnishing work of Interior Furnishing work for Co-working space at EDC Building & SPIC office in the form of e-Tender as well as sealed hard copy of the same tender for the following job from reputed contractor/firm having sufficient experience and credentials for successful completion of furnishing work of Interior Furnishing preferably in government / quasi-government organizations. Contractor/firm should be capable of supplying, Installation & furnishing work of Interior Furnishing under this tender.
 - 1.3 e-Tender to be submitted electronically through the e-tendering site of Chandigarh administration (<https://etenders.chd.nic.in>). e-tender to be uploaded in two parts – 1. Technical cum Qualification Bid and 2. Financial Bid.
 - 1.4 Physical copy of Technical Bid of the Tender should be covered in a separate sealed cover super scribing the wordings "Technical Bid". Please Note that Prices Should Not be indicated in the Technical Bid.
 - 1.5 **No Physical copy of Price Bid of the Tender to be submitted in cover.**
 - 1.6 Both the Technical Bid cover prepared as above, along with Tender Fee & EMD are to be kept in a single sealed cover super scribed with Tender Number, Due Date, Item and the wordings "DO NOT OPEN BEFORE_____".
 - 1.7 The cover thus prepared should also indicate clearly the name and address of the Tenderer, to enable the Bid to be returned unopened incase it is declared "Late".
 - 1.8 A letter, in a separate sealed cover, enclosing Bid security and describing the pre-qualifying technical competence and experience of the Tenderer and also certifying the period of validity of Bids for 180 days from the date of opening of the Technical Bids, should also be submitted with the Bid (Refer Clause 7.1 (c) and Clause 20).
2. Cost of Tender
 - 2.1 The Tenderer shall bear all costs associated with the preparation and submission of its bid, including cost of presentation for the purposes of clarification of the bid, if so desired by the Purchaser and the Purchaser, will in no case be responsible or liable for those costs, regardless of the conduct or outcome of the Tendering process.
3. Contents of the Tender Document

3.1 The broad specifications of the Scope of Work, Tender procedures and contract terms are prescribed in this Tender Document comprising of:

- (a) Section-I - Invitation for Bids
- (b) Section II - Instructions to Tenderer;
- (c) Section III - General Conditions of Contract;
- (d) Section IV - Technical Specification
- (e) Section V – Bid Schedules
- (f) Appendices, sketch and Checklist

3.2 The Tenderer is expected to examine all instructions, forms, terms and requirements in the Tender Document. Failure to furnish all information required by the Tender Document or submission of a bid not substantially responsive to the Tender Document in every respect will be at the Tenderer risk and may result in the rejection of the bid.

4. Clarification of Tender Document

4.1 A prospective Tenderer requiring any clarification on the Tender Document may notify the Purchaser in writing at the Purchaser's mailing address or through e-mail indicated in Clause9(c) of Section I. The Purchaser will respond in writing or through e-mail, to any request for clarification of the Tender Document, received not later than 4 days prior to the last date for the receipt of bids prescribed by the Purchaser. Written copies of the Purchaser's response (including an explanation of the query but without identifying the source of inquiry) will be posted on SPIC's website.

5. Amendment of Tender Document

5.1 At any time prior to the last date for receipt of bids, the Purchaser, may, for any reason, whether at its own initiative or in response to a clarification requested by a prospective Tenderer, modify the Tender Document by an amendment.

5.2 The amendment will be notified/ published in e-tendering site & SPIC's website only.

5.3. In order to afford prospective Tenderer reasonable time in which to take the amendment in to account in preparing their bids, the Purchaser may, at its discretion, extend the last date for the receipt of Bids if required.

6. Language of Bids

6.1 The Bids prepared by the Tenderer and documents relating to the bids exchanged by the Tenderer and the Purchaser, shall be written in the English language, provided that any printed literature furnished by the Tenderer may be written in another language so long as the same is accompanied by an English translation in which case, for purposes of interpretation of the bid, the English translation shall govern.

7. Documents Comprising the Bids

7.1 The bids prepared by the Tenderer shall comprise of the following components :

(a) Technical Bid comprising of the followings:

- Bid Particulars
- Bid Letter
- Detailed technical Proposal
- Vendor Profile
- Pre-qualifying Technical Competence such as proven experience in providing Similar Services for determining pre-qualification conditions and Bid Security.

(b) Price Bid comprising of the following:

- Bid Letter
- Price Schedule

8. Bid Prices

8.1 The bidders would have to quote the prices in Indian Rupees only for the total scope of work.

9. Firm Prices

9.1 Prices quoted must be firm and final and shall remain constant throughout the period of the contract and shall not be subject to any upward modifications, whatsoever.

10. Discount

10.1 The Tenderer are advised not to indicate any separate discount. Discount, if any, should be merged with the quoted prices. Discount of any type, indicated separately, will not be taken into account for evaluation purpose. However, in the event of such an offer, without considering discount, is found to be the lowest, the Purchaser shall avail such discount at the time of award of contract.

11. Tenderer

11.1 The "Tenderer" as used in the tender documents shall mean the one who has submitted the Tender. The Tenderer may be either the Principal or his duly Authorized Representative, in which case he/she shall submit a certificate of authority.

12. Bid Security

12.1 Pursuant to Clause 7.1(c) of Section II the Tenderer shall furnish, as part of its bid, a bid security of the amount mentioned in Clause 6 of Section I.

12.2 The bid security is required to protect the Purchaser against the risk of Tenderer conduct that would warrant the security's forfeiture, pursuant to Clause 12.8.

- 12.3 The bid security shall be denominated in Indian Rupees, and shall be in the form of a bank guarantee issued by a Nationalized/Scheduled Bank, in the Performa provided at Appendix A in the Tender Document and shall be valid for 45 days beyond the validity of the Bid.
- 12.4 Any bid not secured in accordance with Clauses 12.1 and 12.3 will be rejected by the Purchaser as non-responsive.
- 12.5 Unsuccessful Tenderer bid security will be discharged/ returned as promptly as possible but not later than 30 days after the expiration of the period of bid validity prescribed by the Purchaser, pursuant to Clause 13.
- 12.6 The successful Tenderer bid security will be discharged upon the Tenderer executing the Contract, pursuant to Clause 35 and furnishing the performance security, pursuant to Clause 36.
- 12.7 No interest will be payable by the Purchaser on the amount of the Bid Security.
- 12.8 The bid security may be forfeited:
- (a) If a Tenderer withdraws its bid during the period of bid validity specified by the Tenderer in the Bid; or
 - (b) in the case of a successful Tenderer, if the Tenderer fails:
 - (i) to sign the Contract in accordance with Clause 35; or
 - (ii) to furnish performance security in accordance with Clause 36.

13. Period of Validity of Bids

- 13.1 Bids shall remain valid for 180 days after the date of opening of Technical Bids prescribed by the Purchaser. A bid valid for a shorter period may be rejected by the Purchaser as non responsive.
- 13.2 In exceptional circumstances, the Purchaser may solicit the Tenderer consent to an extension of the period of validity. The request and the responses thereto shall be made in writing (or by fax). The validity of bid security provided under Clause 12 shall also be suitably extended. A Tenderer may refuse the request without forfeiting its bid security. A Tenderer accepting the request will not be required nor permitted to modify its bid.

14. Format and Signing of Bid

- 14.1 The Tenderer shall prepare two copies of the Bid (One for uploading on the e-Tendering Site and Physical copy of the same to be submitted at the above mentioned Bid submission place), as appropriate in accordance with Clause 1. In the event of any discrepancy between them, the original e-Tendering copy shall govern.
- 14.2 The all copies of the bid shall be typed or written in indelible ink and shall be signed by the Tenderer or a person or persons duly authorized to bind the Tenderer to the Contract in pursuant to Clause 11. The letter of authorization shall be indicated by Company

Letterhead accompanying the bid. All pages of the bid, except for un-amended printed literature, shall be initialed by the person or persons signing the bid.

- 14.3 The bid shall contain no interlineations, erasures or overwriting except as necessary to correct errors made by the Tenderer in which case such corrections shall be initialed by the person or persons signing the bid.

15. Revelation of Prices

- 15.1 Prices in any form or by any reason before opening the Price Bid should not be revealed, failing which the offer shall be liable to be rejected. If price change is envisaged due to any clarification, supplementary Bid in a separate sealed cover shall be accepted prior to price bid opening with prior written permission of the Purchaser.

16. Terms and Conditions of Tendering Firms

- 16.1 Printed terms and conditions of the Tenderer will not be considered as forming part of their tenders. In case terms and conditions of the contract applicable to this Invitation of Tender are not acceptable to any Tenderer, he should clearly specify deviation in its tender. However no deviation in technical specification would be allowed.
- 16.2 Similarly in case the Services being offered has deviations from the specifications laid down in Section V, the Tenderer shall describe in what respects and to what extent the Services being offered differ/deviate from the specifications, even though the deviations may not be very material. Tenderer must state categorically whether or not his offer conforms to tender specifications and indicate deviations, if any.

17. Site Conditions

- 17.1 It will be imperative on each Tenderer to fully acquaint himself with the site conditions and factors which would have any effect on the performance of the contract and / or the cost.

18. Conditions for Pre-Qualification of Tenderer

- 18.1 Pursuant to Clause 7.1(c) of Section II, the Tenderer should clearly indicate, giving explicit documentary evidence along with the letter of pre-qualification, in respect of the Services offered, the following:
- i. Bid Security of the prescribed amount and validity pursuant to Clause 12.
 - ii. **Domain Experience:** The Tenderer should be in the business of supply, installation of Office Furnishing Works for at least Five years. The Tenderer should have proven experience of successfully completing at least two projects with total value of each project being at least Rs. 1 Cr during last three financial years preferably in Punjab, Haryana or Chandigarh region. Out of these two projects, one project should have been done with similar components quoted in the offer in any Govt./Quasi Govt. org. Proof of satisfactory completion along with scope of these works to be submitted with the bid.

- iii. **Support Facility:** The Tenderer should have support office in the Chandigarh/Mohali/Panchkula region. Details & proof of service facilities for Technical Support on services, maintenance and availability of hardware components and manpower be attached.
- iv. **Company Turnover:** The Tenderer should have a minimum turnover of Rs.5 crores (Rupees five crore only) in each of the last two years on account of supply, installation of Office Furnishing Works. Relevant proof in the form of audited annual report or balance sheet duly certified by Chartered Accountant certifying the turnover in the field of Furnishing Works should be submitted.
- v. The Tenderer must be a company registered under the Indian Companies Act or a proprietorship Firm or a partnership Firm and should have GST registration.
- vi. The Tenderer should be authorized partner/distributor or have Authorization from concerned Original Equipment Manufacturers (OEMs) for supply and support for all components quoted for at least three years (Authorization Certificates to be attached).
- vii. The Bidder MUST NOT have been banned by any Government Agencies / Govt. Department / Quasi Govt. Dept / PSU / Board / Council or similar organization. The Bidder MUST give a declaration that they have not been banned by any such organization. If any Government Agencies / Govt. Department / Quasi Govt. Dept / PSU / Board / Council or similar organization has banned the Bidder, this fact must be clearly stated.

19. Sealing and Marking of Bids

- 19.1 The Tenderer shall seal and mark the Bid strictly in accordance with Clause 1.
- 19.2 If the outer cover of the bid is not sealed and marked as required by Clause 1, the Purchaser will assume no responsibility for the bid's misplacement or premature opening.

20. Last Date for Receipt of Bids

- 20.1 Bids must be received by the Purchaser at the address specified under Clause 9(c) of Section I not later than the time and date specified in Clause 9(e) of Section I. In the event of the specified date for the receipt of Bids being declared a holiday for the Purchaser, the Bids will be received up-to the appointed time on the next working day.
- 20.2 The Purchaser may, at its discretion, extend the last date for the receipt of bids by amending the Tender Document in accordance with Clause 5, in which case all rights and obligations of the Purchaser and Tenderer previously subject to the last date will thereafter be subject to the last date as extended.

21. Late Bids

- 21.1 Any bid received by the Purchaser after the appointed time on the last date for receipt of bids prescribed by the Purchaser, pursuant to Clause 9 Section I, will be rejected and/or returned unopened to the Tenderer.

22. Modification and Withdrawal of Bids

- 22.1 The Tenderer may withdraw its bid after the bid's submission, provided that written notice of the modification or withdrawal is received by the Purchaser prior to the last date prescribed for receipt of bids.
- 22.2 The Tenderer modification or withdrawal notice shall be prepared, sealed, marked and dispatched in accordance with the provisions.
- 22.3 A withdrawal notice may also be sent by telex or cable or fax but followed by a signed confirmation copy, post marked not later than the last date for receipt of bids.
- 22.4 No bid may be modified subsequent to the last date for receipt of bids.
- 22.5 No bid may be withdrawn in the interval between the last date for receipt of bids and the expiry of the bid validity period specified by the Tenderer in the Bid. Withdrawal of a bid during this interval may result in the Tenderer forfeiture of its bid security.

23. Address for Correspondence

- 23.1 The Tenderer shall designate the official mailing address, place and fax number to which all correspondence shall be sent by the Purchaser.

24. Opening of Bids by Purchaser

- 24.1 On the basis of information given in the letter of pre-qualification, as mentioned at Clause 20, Tenderer will be pre-qualified.
- 24.2 Price Bids of only pre-qualified Tenderer will be opened.
- 24.3 The Purchaser will open the Bids, in the presence of the representatives of the Tenderer who choose to attend, at the time and date, as mentioned in Section I of this Document.
- 24.4 The Tenderer' names, modifications, bid withdrawals and the presence or absence of the requisite Bid Security and such other details as the Purchaser, at its discretion, may consider appropriate will be announced at the bid opening.

25. Clarifications

- 25.1 When deemed necessary, the Purchaser may seek clarifications on any aspect from the Tenderer. However, that would not entitle the Tenderer to change or cause any change in the substance of the tender submitted or price quoted.

26. Preliminary Examination

- 26.1 The Purchaser will examine the bids to determine whether they are complete, whether any computational errors have been made, whether required bid security has been furnished, whether the documents have been properly signed, and whether the bids are generally in order.
- 26.2 Arithmetical errors will be rectified on the following basis. If there is a discrepancy between the unit price and the total price that is obtained by multiplying the unit price and quantity, the unit price shall prevail and the total price shall be corrected. If the Tenderer does not accept the correction of the errors, its bid will be rejected. If there is a discrepancy between words and figures, the amount in words will prevail.
- 26.3 A bid determined as not substantially responsive will be rejected by the Purchaser and may not subsequently be made responsive by the Tenderer by correction of the non-conformity.
- 26.4 The Purchaser may waive any minor informality or non-conformity or irregularity in a bid which does not constitute a material deviation, provided such waiver does not prejudice or affect the relative ranking of any Tenderer.

27. Contacting the Purchaser

- 27.1 No Tenderer shall contact the Purchaser on any matter relating to its bid, from the time of the bid opening to the time the Contract is awarded.
- 27.2 Any effort by a Tenderer to influence the Purchaser's bid evaluation, bid comparison or contract award decisions may result in the rejection of the Tenderer bid.

28. Evaluation Criteria

- 28.1 Bids will be evaluated on, including but not limited to the content of technical experience, managerial competence, proposed scope of the proposal and cost. The selection may be made without discussion and/or price negotiation. Therefore, the proposal should be submitted complete and on the most favorable terms.
- 28.2 Only successful Tenderer of technical bid would be considered for evaluation of Price bid.

29. Award Criteria

- 29.1 The Purchaser will award the Contract to the successful Tenderer whose bid has been determined to be substantially responsive and has been determined as the lowest evaluated Price bid, provided further that the Tenderer is determined to be qualified to perform the Contract satisfactorily. The Purchaser shall however not bind itself to accept the lowest or any bid and reserves the right to accept any bid, wholly or in part.

30. Purchaser's Right to Vary Scope of Contract

- 30.1 The Purchaser may at any time, by a written order given to the Vendor pursuant to Clause 12 of Section III, make changes within the general scope of the Contract.
- 30.2 If any such change causes an increase or decrease in the cost of, or the time required for, the Vendor's performance of any part of the work under the Contract, whether changed or not changed by the order, an equitable adjustment shall be made in the Contract Price or delivery schedule, or both, and the Contract shall accordingly be amended. Any claims by the Vendor for adjustment under this Clause must be asserted within thirty (30) days from the date of the Vendor's receipt of the Purchaser's changed order.

31. Purchaser's Right to Accept Any Bid and to Reject Any or All Bids

- 31.1 The Purchaser reserves the right to accept any bid, and to annul the Tender process and reject all bids at any time prior to award of Contract, without thereby incurring any liability to the affected Tenderer or Tenderer or any obligation to inform the affected Tenderer or Tenderer of the grounds for the Purchaser's action.
- 31.2 Tenders that are not accompanied with Earnest Money Deposit (EMD)/Bid Security and Tender fees shall be rejected outright

32. Notification of Award

- 32.1 Prior to the expiration of the period of bid validity, the Purchaser will notify the successful Tenderer in writing by registered letter or by cable or telex or fax, to be confirmed in writing by registered letter, that its bid has been accepted.
- 32.2 The notification of award will constitute the formation of the Contract.
- 32.3 Upon the successful Tenderer furnishing of performance security pursuant to Clause 36, the Purchaser will promptly notify each unsuccessful Tenderer and will discharge its bid security, pursuant to Clause 12.

33. Signing of Contract

- 33.1 At the same time as the Purchaser notifies the successful Tenderer that its bid has been accepted, the Purchaser will send the Tenderer the Contract Form provided in the Tender Document, incorporating all agreements between the parties.
- 33.2 Within 7 days of receipt of the Contract Form, the successful Tenderer shall sign and date the Contract and return it to the Purchaser.

34. Performance Security

- 34.1 Within 7 days of the receipt of notification of award from the Purchaser, the successful Tenderer shall furnish the performance security in accordance with the Conditions of Contract, in the Contract Performance Guarantee Bond prescribed at Appendix.
- 34.2 Failure of the successful Tenderer to comply with the requirement of Clause 33 or Clause 34 shall constitute sufficient grounds for the annulment of the award and forfeiture of the bid security.

SECTION III**GENERAL CONDITIONS OF CONTRACT****1. Definitions**

1.1 In this Contract, the following terms shall be interpreted as indicated:

- (a) "The Client" or "The Purchaser" means the Society for Promotion of IT in Chandigarh (SPIC).
- (b) "Purchase Officer" means the officer signing the acceptance of tender and includes any officer who has authority to execute the relevant contract on behalf of the Client.
- (c) The "Contract" means the agreement entered into between the Client and the Contractor as recorded in the Contract Form signed by the Client and the Contractor, including all attachments and annexes there to and all documents incorporated by reference therein.
- (f) The "Contractor" or "Vendor" means the firm or the company selected through tendering process and shall be deemed to include the Contractor's successors, representatives (approved by the Client), heirs, executors, administrators and permitted assigns, as the case may be, unless excluded by the terms of the contract.
- (g) "The Contract Price" means the price payable to the Contractor or under the Contract for the full and proper performance of its contractual obligations;
- (h) "Service" means services to be provided by the Contractor as per the requirements specified in Section IV of this document and any other incidental services, such as setting up of necessary infrastructure, implementation, provision of assistance, and other such obligations of the Contractor covered under the Contract;
- (i) "Acceptance of Tender" means the letter/telex/e-mail/fax or any memorandum communicating to the Tenderer the acceptance of his tender and includes an advance acceptance of his tender.

2. Application

2.1 These General Conditions shall apply to the extent that provisions in other parts of the Contract do not supersede them.

3. Standards of Performance

3.1 The Contractor shall perform the Services and carryout its obligations under the Contract with due diligence, efficiency and economy, in accordance with generally accepted techniques and practices used in the industry and with professional engineering and

consulting standards recognized by international professional bodies and shall observe sound management, engineering practices. It shall employ prudent technical and engineering practices. It shall employ advanced technology and safe and effective equipment, machinery, material and methods. The Contractor shall always act, in respect of any matter relating to this Contract, as faithful advisors to the Client and shall, at all times, support and safeguard the Client's legitimate interests in any dealings with Third Parties.

4. Use of Contract Documents and Information

- 4.1 The Contractor shall not, without the Client's prior written consent, disclose the Contract, or any provision thereof, or any specification, plan, drawing, pattern, sample or information furnished by or on behalf of the Client in connection therewith, to any person other than a person employed by the Contractor in the Performance of the Contract. Disclosure to any such employed person shall be made in confidence and shall extend only so far, as may be necessary for purposes of such performance.
- 4.2 The Contractor shall not, without the Client's prior written consent, make use of any document or information except for purposes of performing the Contract.
- 4.3 Any document, other than the Contract itself, shall remain the property of the Client and shall be returned (in all copies) to the Client on completion of the Contractor's performance under the Contract, if so required by the Client.

5. Performance Guarantee

- 5.1 Within 7 days after the receipt of notification of award of the Contract from the Client, the successful Tenderer shall furnish Performance Guarantee to the Client, which shall be equal to 10% of the value of the Contract and shall be in the form of a Guarantee Bond from a Nationalized / Scheduled Bank in the Performa given at Appendix.
- 5.2 The validity of the Performance guarantee submitted should be for a period of Three years Sixty days from the date of receipt of notification of award from the client.
- 5.3 The performance guarantee shall be deemed to govern the following guarantees from the successful Tenderer, in addition to other provisions of the guarantee:
 - The materials supplied/Furnishing works carried out under the contract shall be free from all defects and upon written notice from the client, the successful Tenderer shall fully remedy, free of expense to the client, all such defects as developed under the normal use of the said materials supplied/Furnishing works done.
 - To fulfill the conditions of work contract/purchase order.
 - The performance guarantee is intended to secure the performance of the entire system. However, it is not to be construed as limiting the damages stipulated in any other clauses.
 - The SLA for the maintenance support for Three years.

6. Inspections and Tests

- 6.1 The Purchaser or its representative shall have the right to inspect and/or to test the Goods to confirm their conformity to the Contract specifications at no extra cost to the Purchaser. The Purchaser shall notify the Supplier in writing in a timely manner of the identity of any representatives retained for these purposes.
- 6.2 The inspections and tests may be conducted on the premises of the Supplier or, at point of delivery and/or at the Goods final destination. If conducted on the premises of the Supplier, all reasonable facilities and assistance, including access to drawings and production data – shall be furnished to the inspectors at no charge to the Purchaser. The testing/ inspection shall be done at the site at the time of delivery of the equipment against any physical damage on delivery.
- 6.3 Should any inspected or tested Goods fail to conform to the specifications, the Purchaser may reject the goods and the Supplier shall either replace the rejected Goods or make alterations necessary to meet specification requirements free of cost to the Purchaser.
- 6.4 The Purchaser's right to inspect, test and, where necessary, reject the Goods after the Goods' arrival at Project Site shall in no way be limited or waived by reason of the Goods having previously been inspected, tested and passed by the Purchaser or its representative prior to the Goods shipment.
- 6.5 Nothing in Clause 6 shall in any way release the Supplier from any warranty or other obligations under this Contract.
- 6.6 It will be the responsibility of the Tenderer to submit the system test procedure for conducting the post installation site acceptance testing. The procedure submitted by the Tenderer should be drafted in line with the standard practices followed in the industry and should be in accordance with the test procedure and practices specified. The draft of Acceptance Testing Procedure should be submitted to the Purchaser for approval at least 15 days before the schedule site acceptance date. The acceptance test procedure on approval by the purchaser shall become the document for acceptance of the equipment after installation at the site.

7. Warranty

- 7.1 The Tenderer warrants that the Goods supplied under this Contract are new, unused, of the most recent or current models and they incorporate all recent improvements in design and materials unless provided otherwise in the Contract. This warranty shall remain valid for a period of a minimum 36 months after the Goods or any portion thereof as the case may be, have been delivered, commissioned and accepted at the final destination indicated in the Contract.
- 7.2 The Tenderer shall post a well qualified and experienced Service Engineer full time at the site at his own expense and get the defects/bugs removed in the system as detected by the Purchaser during the period of warranty.

- 7.3 The Purchaser shall promptly notify the Tenderer in writing of any claims arising under this warranty.
- 7.4 Upon receipt of such notice, the Tenderer shall, within 48 hours and with all reasonable speed, repair or replace the defective Goods or parts thereof, without cost to the Purchaser.
- 7.5 If the Supplier, having been notified, fails to remedy the defect(s) within the period specified in 7.4 above, the Purchaser may proceed to take such remedial action as may be necessary, at the Tenderer risk and expense and without prejudice to any other rights which the Purchaser may have against the Supplier under the Contract.

8. Documentation

8.1 The Tenderer shall supply the following documents at the time of Acceptance Test:

- Complete set of Technical/Operation and Maintenance Manual
- An inventory of items delivered.
- Rack wise inventory
- Node & connectivity details
- Switch installation Report
- UTP/OFC Wiring diagram
- Certification details for UTP & OFC connections.

9. Project Schedule & Monitoring

9.1 The Tenderer shall plan various activities and submit the execution schedule and bar chart along with signing of the contract. The execution schedule should clearly indicate all activities and the time required for completion of each activity taking the total project time as mentioned above. Parallel and dependent activities for each activity need to be specified in the schedule. This will form the basis for Monitoring of execution of the project and any delay/slippage from the schedule will be reviewed by both parties in review meetings from time to time and remedial measures decided to complete the project as per the schedule.

10. Training

10.1 The Tenderer shall provide necessary training to the persons authorized by the client for using/maintaining the Networking facility. Training for 5 man-days (2 persons 5 days) shall be included.

11. Currency of Payment

11.1 Payment shall be made in Indian Rupees only.

12. Change Orders

- 12.1 The Client may at any time, by a written order given to the Contractor pursuant to Clause 32 of Section II, make changes within the general scope of the Contract.
- 12.2 If any such change causes an increase or decrease in the cost of, or the time required for, the Vendor's performance of any part of the work under the Contract, whether changed or not changed by the order, an equitable adjustment shall be made in the Contract Price or delivery schedule, or both, and the Contract shall accordingly be amended. Any claims by the Contractor for adjustment under this Clause must be asserted within thirty (30) days from the date of the Vendor's receipt of the Purchaser's changed order.

13. Contract Amendments

- 13.1 No variation in or modification of the terms of the Contract shall be made except by written amendment signed by both the parties i.e. the Contractor and the Client.

14. Assignment

- 14.1 The Tenderer shall not assign or sub contract, in whole or in part, its obligations to perform under the Contract.

15. Terms of Payment

15.1 The payment to the vendor shall be made as under:

- 80% of the total Bill Amount would be released on successful completion of the installation & furnishing process.
- 20% of the total Bill Amount would be released after completion of 1-month service.

15.2 No Advance payment will be made.

15.3 Payment will be made only after submission of following documents by the Tenderer:

- Delivery Challan.
- Installation Report duly signed.
- Testing certificate.

15.4 No amount would accrue to the Contractor in failure to furnish Performance Security.

16. Delays in the Contractor's Performance

- 16.1 An unexcused delay by the Contractor in the performance of its Contract obligations shall render the Contractor liable to any or all of the following sanctions:
- a) Forfeiture of its performance security;
 - b) Imposition of Liquidated Damages
 - c) Termination of the Contract for default.
- 16.2 If at any time during performance of the Contract, the Contractor should encounter conditions impeding timely completion of the services under the contract and performance of the services, the Contractor shall promptly notify the Client in writing of the fact of the delay, its likely duration and its cause(s). As soon as practicable, after receipt of the Vendor's notice, the Client shall evaluate the situation and may at its discretion extend the Vendor's time for performance, in which case the extension shall be ratified by the parties by amendment of the Contract.
- 16.3 **Liquidated Damages:** Subject to clause 16. if the Tenderer fails to complete the project within the time period specified in the contract, the purchaser shall without prejudice to its other remedies under the contract, deduct from the contract price, as liquidated damages, a sum equivalent to the 0.5% per week (seven days) or part there of the contract price of unperformed services for each week (seven days) or part thereof of delay subject to maximum deduction of 10% of the contract price. Once the maximum is reached, the purchaser may consider termination of the contract pursuant to clause 17.

17. Termination for Default

- 17.1 The Client may, without prejudice to any other remedy for breach of contract, by written notice of default sent to the Contractor, terminate the Contract in whole or in part if:
- (a) the Contractor fails to deliver any or all of the obligations within the time period(s) specified in the Contract, or any extension thereof granted by the Client pursuant to Clause 16; or
 - (b) the Contractor fails to perform any other obligation(s) under the contract.

18. Force Majeure

- 18.1 Notwithstanding the provisions of Clauses 16 and 17, the Contractor shall not be liable for forfeiture of its performance security, or termination for default, if and to the extent that, its delay in performance or other failure to perform its obligations under the Contract is the result of an event of Force Majeure.
- 18.2 For Purposes of this Clause, "Force Majeure" means an event beyond the control of the Contractor and not involving the Contractor and not involving the Vendor's fault or

negligence and not foreseeable. Such events may include, but are not restricted to, acts of the Client either in its sovereign or contractual capacity, wars or revolutions, fires, floods, epidemics, quarantine restrictions and freight embargoes.

18.3 If a force Majeure situation arises, the Contractor shall promptly notify the Client in writing of such conditions and the cause thereof. Unless otherwise directed by the Client in writing, the Contractor shall continue to perform its obligations under the Contract as far as is reasonably practical, and shall seek all prevention by the Force Majeure event.

19. Termination for Insolvency

19.1 The Client may at any time terminate the Contract by giving written notice to the Contractor, without compensation to the Contractor, if the Contractor becomes bankrupt or otherwise insolvent, provided that such termination will not prejudice or affect any right of action or remedy which has accrued or will accrue thereafter to the Client.

20. Arbitration

20.1 The Client and the Contractor shall make every effort to resolve amicably by direct informal negotiations, any disagreement or disputes, arising between them under or in connection with the Contract.

20.2 If, after Thirty(30) days from the commencement of such direct informal negotiations, the Client and the Contractor have been unable to resolve amicably a Contract dispute, either party may require that the dispute be referred for resolution to the formal mechanism specified in Clauses 20.3 and 20.4.

20.3 In the event of such arbitrator to whom the matter is originally referred to vacates his office on resignation or otherwise or refuses to do works or neglecting his work or being unable to act as arbitrator for any reason whatsoever, the Finance Secretary, Chandigarh Administration or any other person appointed by him or Chief Executive Officer, SPIC, shall appoint another person to act as arbitrator in the place of outgoing arbitrator and the person so appointed shall be entitled to proceed further with the reference from the stage at which it was left by the predecessor. The vendor will have no objection in any such appointment that arbitrator so appointed is employee of Department/SPIC.

20.4 The Arbitration & Conciliation Act 1996, the rules there under and any statutory modification or re-enactments thereof, shall apply to the arbitration proceedings.

20.5 The venue of arbitration shall be Chandigarh.

20.6 The Client may terminate this contract, by giving a written notice of termination of minimum 30 days, to the Contractor, if the Contractor fails to comply with any decision reached consequent upon arbitration proceedings pursuant to Clause 20.

21. Governing Language.

21.1 The Agreement shall be written in English language. All correspondence and other documents pertaining to the Contract which are exchanged by the parties shall be written in English language.

22. Applicable Law

22.1 The contract shall be interpreted in accordance with the Indian laws.

23. Notices

23.1 Any notice by one party to the other pursuant to the Contract shall be sent in writing or by e-mail or by telex and confirmed in writing to the address specified for that purpose in the contract.

23.2 A notice shall be effective when delivered or on the notice's effective date, whichever is later.

24. Taxes

24.1 The successful Tenderer shall be entirely responsible for all taxes, duties, octroi, license fees, demurrage charges etc., in respect of this contract and provisions of Income tax Act regarding deduction of tax at source shall apply.

25. EMPANELMENT PROCESS

Empanelment of the System Integrators would be done based on the Lowest Price BID(L1). Based on the L1 bid - Contractor would be empanelled. Purchaser may assign additional works to the empanelled Vendor on the same terms & conditions and price of the tender during the empanelment period of One year.

SECTION-IV

TECHNICAL SPECIFICATION

1. Intent of Specification

This tender document pertains to Interior furnishing works at EDC Building & SPIC Office.

2. SCOPE OF WORK

- 2.1 The scope of work in this tender covers Interior Furnishing Works and supply of all related items.

For setting up the Co-Working space, policy has been devised and the 3rd Floor of EDC Building has been earmarked, which is completely a vacant/unfurnished area at present. Co-Working concept is a quiet popular to meet today's activity based requirement for focus talent groups which is gaining momentum at a fast pace in business world. The trend is moving towards creating beautiful well designed functional spaces that encourage collaboration and appealing to all segment of focus talent groups.

Area earmarked for the Co-working start-up will be created in 5000+ sq.ft area. Ready to move in space would be created having 80+ seats with IT Infrastructure, workstations. Separate space for conference room, cafeteria etc. would be created in the earmarked year. 3 Space managers will be deployed in 3 shifts for operation & management and day today activities of co-working start-up space which is operational 24X7. Dedicated office reception, errand boys and outbound mail/package handling for co-working start-up space would be made available.

Presently, M/s By Design Art and Architecture has been empanelled as Architect /Interior Designer for Architecture/Interior Design work for co-working startup at EDC building. After deliberations, the layout of the co-working area has been finalized and the final workable design and BoM is added in the tender.

- 3.1 The Bidder shall be responsible for providing all materials, equipment's, and services, specified or otherwise, which are required to fulfill the intent of ensuring operability, maintainability, and reliability of the complete equipment covered under this specification within his quoted price. This work shall be in compliance with all applicable standards, statutory regulations and safety requirements in force of the date of award of this contract.
- 3.2 The bidder shall also be responsible for deputing qualified personnel for installation, testing, commissioning and other services under his scope of work as per this specification. All required tools and tackles for completing the scope of work as per the specification is also the responsibility of the bidder.

- 3.3 The bidders proposal shall not include the list of tools (such as; crimping tool, Krone punch tool) and accessories which shall be furnished with the equipment. These are to be clearly brought out with itemized price in the bid. However the prices of these special tools and tackles shall be included in the lump sum Project Management cost not as a separate bid price.
- 3.4 The Bidder shall furnish one complete sets of system and equipment instruction manuals and detailed installation operating and maintenance documentation along with the CDs for the same. Manuals shall describe system operation, shall include detailed system and components description and shall cover the installation, operation, care and maintenance of all system components including diagnostics. Complete parts lists including detailed instructions for ordering shall be furnished. Complete documentation for operating, system software, application programs, software selectable functions, shall be provided. After installation "as built" drawings shall be provided by the bidder indicating the cable routes, termination & termination details, actual configuration & parameters, etc.
- 3.5 The exact sitting of equipment's and cable routing shall be determined by the contractor in consultation with department. The contractor shall prepare his proposed cable routing diagram and estimate the quantities for cable, conduit and channels.
- 3.6 The Bidder shall perform the Services and carry out their obligations with all due diligence, efficiency, and economy, in accordance with generally accepted professional techniques and practices, and shall observe sound management practices, and employ appropriate advance technology and safe methods. The Bidders shall always act, in respect of any matter relating to this Contract or to the Services, as faithful advisers to the Client and shall at all times support and safeguard the Client's legitimate interests in any dealings with Sub-bidders or third parties.
- 3.7 The Bidder shall furnish complete, well-fabricated and reliably operating and secure systems as described in this document. Design and selection of equipment and software shall be consistent with the requirements of long term trouble free operation with highest degree of reliability and maintainability. All equipment shall be constructed to operate safely without undue heating, vibration, wear, corrosion, electromagnetic interference or similar problems and all software shall be proven , tested and reliable.
- 3.8 For parameters not covered under the above codes , internationally acceptable standards shall be accepted. The bidder shall furnish a complete list of all standards and codes under which his equipment is designed, manufactured and assembled along with the bids.
- 3.9 The equipment power supply units shall be self protecting and also protect connected equipment's against interference, noise, voltage dips and surges & impulses that may be present in the mains power supply sources.

Equipment shall be guaranteed for operation over the following AC power range to be made available by the owner:

240 V AC +/-10%, 50 Hz +/- 5%

The owner shall provide suitable AC power at a single power point at each of the locations and distribution of this power to the various equipment's shall be responsibility of the bidder for which necessary distribution board, cable etc. shall be provided by the bidder.

1. List of Equipment /Services with detailed specifications:

Sr.	Description
1	LAMINATED WOODEN FLOORING
	In Conference Room & Discussion & Cabin
	<p>Supply of Laminate wooden flooring Brand</p> <p>KRONOTEX AC 4 MY FLOOR Formaldehyde emission < 0.05 ppm EN 717-1,</p> <p>Surface stain resistance Grade 4, no visible changes to surface EN 438-2, 15, Resistance to cigarette embers-Grade 4, no visible changes to surface EN 438-2, 18, Fire resistance - Ignites with difficulty, at least Cfl-s1, Height difference between connected elements - Average: ≤ 0.10 mm max: ≤ 0.15 mm EN 13329, MY FLOOR:LODGE , USE CLASS PER EN:32 ABRASION CLASS: AC 5, DIMENSIONS:: 1380X193X8mm. The work shall include but not be limited to the above mentioned description and shall additionally cover all the procedures ,materials, equipment and methodologies and shall be complete in all respects, so as to be completely functional to the best satisfaction of the Engineer-in charge</p>
2	CARPET TILE FLOORING
	<p>MODULYSS CARPET NYLON TILE FROM BELGIUM CONSTRUCTION: TUFTED1/10" LOOP , PILE MATERIAL: 100% PA6 AQUALON, SECONDARY BACKING: BACK2BACK, MODIFIED BITUMEN 10% RECYCLED CONTENT INCLUDED, TOTAL WEIGHT: 4700g/m2, PILE WEIGHT: 740g/m2 ,PILE ABOVE BACKING: 418g/m2, TOTAL HEIGHT: 7.2mm , PILE HEIGHT: 3.6mm, PILE DENSITY: 0.116g/cm3, TUFT DENSITY: 158.500/m2, FIRE RESISTANCE: EN 13501-1 B-s1, FASTNESS TO LIGHT: ISO 105-B02≥7, The work shall include but not be limited to the above mentioned description and shall additionally cover all the procedures ,materials, equipment and methodologies and shall be complete in all respects, so as to be completely functional to the best satisfaction of the Engineer-in charge</p>
3	SOLO PANEL CEILING

	<p>Providing and fixing suspended false ceiling- knauf Danoline - G8/18 solopanel: Regular round perforation, which includes providing and fixing GI perimeter channels of size 0.55mm . Thick. Having one flange of 20mm and another flange of 30mm and web of 27mm along the perimeter of the ceiling, screw fixed to brick wall/ partition with help of nylon sleeves and screws, at 610mm centers. the suspended GI intermediate channels of Size 45mm, 0.9mm thk with two flanges of 15mm each from the soffit at 900mm centers with ceiling angle of width 25mmx10mmx0.55mm thk fixed to soffit with GI cleat and steel expansion fasteners. Ceiling section of 0.55mm thk fixed to the intermediate channels with help of connecting clips and in direction perpendicular to the</p> <p>Intermediate channel with centers of 333mm perforated gypboard is then screw fixed to ceiling section with 25mm dry wall screw at 300mm centers. screw fixing is done mechanically either with drive screw or drilling machine with suitable attachment ... acoustical board should have active air purification cleaneo Technology Finally the board are to be joined and finished so as to have a flush look with unifloott. The false ceiling surface shall be prepared to the satisfaction of the architect, and painted with two coat of paint to the satisfaction of Architects. The work shall include but not be limited to the above mentioned description and shall additionally cover all the procedures ,materials, equipment and methodologies and shall be complete in all respects, so as to be completely functional to the best satisfaction of the Engineer-in charge</p>
4	GRID CEILING
	<p>Providing and fixing tiled false Ceiling of approved materials in true horizontal level suspended on inter locking metal grid of hot dipped galvanized steel sections (galvanized @ 120 gsm/sqm. both sides inclusive) consisting of main "T" runner with suitably spaced joints to get required length and of size 15x32mm or more made from 0.30mm thick (minimum) sheet spaced at 1200mm center to center and cross "T" of size 15x32mm made of 0.30mm thick (minimum) sheet, 1200mm long spaced between main "T" at 600mm center to center to form a grid of 1200x600 mm and secondary cross "T" of length 600mm and size 15x32 mm made of 0.30 mm thick (minimum) sheet to be interlocked at middle of the 1200x600mm panel to form grids of 600x600mm and wall angle of size 19x19x0.3 mm and laying false ceiling tiles of approved texture in the grid including, wherever, required, cutting/making, opening for services like diffusers, grills, light fittings, fixtures, smoke detectors etc. Main "T" runners to be suspended from ceiling using GI slotted cleats of size 27x37x25x1.6 mm fixed to ceiling with 12.50 mm dia and 40mm long dash fasteners, 4mm GI adjustable rods with galvanised butterfly level clips of size 85x30x0.80 mm spaced at 1200 mm center to center along main T, bottom exposed width of 15mm of all T-sections shall be pre-painted with polyester paint, all complete at all heights as per specifications drawings and as directed by Engineer-in-Charge. The work shall include but not be limited to the above mentioned description and shall additionally cover all the procedures, materials, equipment and methodologies and shall be complete in all respects, so as to be completely functional to the best satisfaction of the Engineer-in charge.</p>
5	WOODEN FALSE CEILING IN CABIN

	<p>Providing and fixing of wooden false ceiling with provisions for cove lighting as per design and drawings at ht of 8'-6", 8'-3" and 8'-0" (approx.) with framing of particle wood members at grid of 2'-0"x2'-0" which shall support a base of 12mm th water proof and termite proof Marine Plywood BWP Grade IS:710 of Black Cobra make which shall be finished with 4mm th. veneer of green lam make of approved shade, duly polished with melamine finish to the full satisfaction of the Engineer In charge. The work shall include but not be limited to the above mentioned description and shall additionally cover all the procedures, materials, equipment and methodologies and shall be complete in all respects, so as to be completely functional to the best satisfaction of the Engineer-in charge.</p>
6	WOODEN PANELING/ CRADLING ON INTERNAL COLUMNS
	<p>Wooden paneling/ cradling of existing circular columns in the corridor with 6mm th. Flexible plywood of approved make cladded make to the complete satisfaction of the Architect/ Engineer Incharge. The work shall include but not be limited to the above mentioned description and shall additionally cover all the procedures, materials, equipment and methodologies and shall be complete in all respects, so as to be completely functional to the best satisfaction of the Engineer-in charge.</p>
7	ROLLER BLINDS
	<p>Roller Blinds From NOVA with or without PELMET chain system drive with ball chain pulley automatically locked on release of ball chain. Plastic idler plug roller tubes corrosion proof outside dia 38mm , bottom rail is made with extruded aluminum powder coated channel with ID 22mm* 12mm and 1.5mm skin thickness , ball chain acetel balls endless, Fabric 100 % Polyester, translucent, Dim out, Blackout and screen fabric with Width of 2.00 mtr & 2.50 mtr . The work shall include but not be limited to the above mentioned description and shall additionally cover all the procedures, materials, equipment and methodologies and shall be complete in all respects, so as to be completely functional to the best satisfaction of the Engineer-in charge.</p>

9	ROLLER BLINDS DUPLEX
	For Conference Room
	<p>Providing and fixing Roller blinds FROM D DECOR</p> <p>Roller Blinds with or without PELMET chain system drive with ball chain pulley automatically locked on release of ball chain. Plastic idler plug roller tubes corrosion proof outside dia 38mm , bottom rail is made with extruded aluminum powder coated channel with ID 22mm * 12mm and 1.5mm skin thickness , ball chain acetel balls endless, Fabric 100% Polyester, translucent, Dim out, Blackout and screen fabric with Width of</p> <p>2.00 mtr & 2.50 mtr complete to the entire satisfaction of engineer-in-charge. with 5 years hardware Guarantee with 5 years hardware guarantee The work shall include but not be limited to the above mentioned description and shall additionally cover all the procedures, materials, equipment and methodologies and shall be complete in all respects, so as to be completely functional to the best satisfaction of the Engineer-in charge.</p>
9	VENETIAN BLINDS IN PANTRY
	<p>Blind from the house of D Décor 25 mm Aluminium stripes with thread system to pull up and down to close and open with 5 years hardware Guarantee. The work shall include but not be limited to the above mentioned description and shall additionally cover all the procedures, materials, equipment and methodologies and shall be complete in all respects, so as to be completely functional to the best satisfaction of the Engineer-in charge.</p>
10	REFLECTIVE FILM
	<p>Providing and fixing of Reflective Film of Garware MAKE OF SHADE APPROVED BY THE Architect. The work shall include but not be limited to the above mentioned description and shall additionally cover all the procedures, materials, equipment and methodologies and shall be complete in all respects, so as to be completely functional to the best satisfaction of the Engineer-in charge.</p>
11	BLACKOUT FILM
	<p>Providing and fixing of Blackout Film of Garware make of shade approved by the Architect. The work shall include but not be limited to the above mentioned description and shall additionally cover all the procedures, materials, equipment and methodologies and shall be complete in all respects, so as to be completely functional to the best satisfaction of the Engineer-in charge.</p>
12	TEXTURE FINISH ON WALL

	Providing and applying special paint of "Corfu" finish on walls with proper base treatment wherever necessary with even finish by two or more coats to the entire specification of the Engineer In charge. The work shall include but not be limited to the above mentioned description and shall additionally cover all the procedures, materials, equipment and methodologies and shall be complete in all respects, so as to be completely functional to the best satisfaction of the Engineer-in charge.
13	WALL PAPER
	Providing and fixing vinyl or Polyester Textile wallpaper coverings with approved adhesive on partition walls, to give bubble free uniform surface. Any unevenness of the base surface shall be removed before fixing the wallcovering, all complete as per direction of Engineer-in-charge. The work shall include but not be limited to the above mentioned description and shall additionally cover all the procedures, materials, equipment and methodologies and shall be complete in all respects, so as to be completely functional to the best satisfaction of the Engineer-in charge.
14	CORIAN BOARD
	Providing and fixing Corian board of 12 mm thickness or equivalent with MERINO or WILSONART of approved shade with special adhesives on partition walls of pantry, edges to be round and smooth complete in all respect as per Direction of Engineer-in- Charge. The work shall include but not be limited to the above mentioned description and shall additionally cover all the procedures, materials, equipment and methodologies and shall be complete in all respects, so as to be completely functional to the best satisfaction of the Engineer-in charge.
15	3M Etching LUMAR FILM
	Providing & Fixing 3M Etching LUMAR FILM including Plotter cutting. (Scotchcal™ ElectroCut™ Graphic Film Series 7725SE-400, Fluorescent Film) . Complete as per entire satisfaction of engineer-in- charge. The work shall include but not be limited to the above mentioned description and shall additionally cover all the procedures, materials, equipment and methodologies and shall be complete in all respects, so as to be completely functional to the best satisfaction of the Engineer-in charge.
16	VINYL WALL DIGITALLY PRINTED ARTWORK
	Providing and fixing vinyl wall digitally printed artwork with approved adhesive on existing plastered surface finished with putty, to give bubble free uniform surface. Any unevenness of the base surface shall be removed before fixing the wallcovering, all complete as per direction of Engineer-in-charge. The work shall include but not be limited to the above mentioned description and shall additionally cover all the procedures, materials, equipment and methodologies and shall be complete in all respects, so as to be completely functional to the best satisfaction of the Engineer-in charge.
17	PICTOGRAMS AND SIGNAGES

	<p>Providing & Installing Pictograms & Signage's for Locating the area like Discussion room, conference room, pantry etc. in acryli/ sun board sheet. The work shall include but not be limited to the above mentioned description and shall additionally cover all the procedures, materials, equipment and methodologies and shall be complete in all respects, so as to be completely functional to the best satisfaction of the Engineer-in charge.</p>
18	<p>Full height wooden partitions partly glazed</p> <p>Providing and fixing wooden partition strictly as per drgs. Made of internal frame of 1½"x2" partial wood placed at 2'-0" at c/c vertically and horizontally with 6mm thick commercial ply on both sides. The partition shall have 9mm thick commercial ply with 1.00 mm thick laminate on both sides with horizontal grooves 3/8"x3/8". These partitions shall have 5.00mm thick glass (etching as per design) above 2'-6" ht.or 4'-0" ht with beading ½"x1 ½". The rate of partitions shall include providing &fixing door in partitions made as per the specification of partition, but with complete hardware required such as door closer, brass handles dead locks, latches stopper etc. complete</p> <p>The low ht. partition shall have rubber-wood gola of size 3"x3/4" which shall have be polished as per shade required. The work shall include but not be limited to the above mentioned description and shall additionally cover all the procedures, materials, equipment and methodologies and shall be complete in all respects, so as to be completely functional to the best satisfaction of the Engineer-in charge.</p>
18.1	<p>Providing and fixing 12 mm toughened glass doors with complete hardware required of dorma / assa abloy/ equivalent make, complete in all respects to the complete satisfaction of the employer. The work shall include but not be limited to the above mentioned description and shall additionally cover all the procedures, materials, equipment and methodologies and shall be complete in all respects, so as to be completely functional to the best satisfaction of the Engineer-in charge.</p>
18.2	<p>Providing and fixing full height glass partitions comprising of 12 mm thick toughened glass strictly as per drawings. . The rate of partitions shall include providing and fixing with complete hardware required of dorma / assa abloy/ equivalent make, complete in all respects to the complete satisfaction of the employer. The work shall include but not be limited to the above mentioned description and shall additionally cover all the procedures, materials, equipment and methodologies and shall be complete in all respects, so as to be completely functional to the best satisfaction of the Engineer-in charge.</p>
19	<p>LOW HEIGHT GLASS PARTITIONS:-</p>

	Supply & installation of Wall Connecting Profile base rail with fixing holes including clamping parts with screws and gasket for 12mm Thick Clear Toughened Glass with cover plate on Top and Bottom of the fixed glass. Finish: SS. The work shall include but not be limited to the above mentioned description and shall additionally cover all the procedures, materials, equipment and methodologies and shall be complete in all respects, so as to be completely functional to the best satisfaction of the Engineer-in charge.
20	LACQURED GLASS ON PARTITIONS
	Providing & fixing glass of specified color of make Saint Gobain/ ASAHI/TATA , fixed with Silicon sealant and with necessary hardware (like screws, studs etc.) if required over existing ply board base .The glass must be properly finished from edges , machine grinded & polished .The groove between glass to glass joint shall be finished with silicon sealant all complete as per direction of Engineer-in-Charge. The work shall include but not be limited to the above mentioned description and shall additionally cover all the procedures, materials, equipment and methodologies and shall be complete in all respects, so as to be completely functional to the best satisfaction of the Engineer-in charge.
21	PINUP BOARD
	Providing and fixing of 18 mm thick pinup board of cellotex with 6 mm commercial plywood of Black Cobra, backing with steam beach 1.5" x 0.5". Moulding all around with approved quality and shade of cloth complete. The work shall include but not be limited to the above mentioned description and shall additionally cover all the procedures, materials, equipment and methodologies and shall be complete in all respects, so as to be completely functional to the best satisfaction of the Engineer-in charge.
22	GRANITE COUNTER
	In pantry
	Providing & fixing 1" thick granite counter be fixed in pantry area shall be edges molded, grinded & polished as per design. The work shall include but not be limited to the above mentioned description and shall additionally cover all the procedures, materials, equipment and methodologies and shall be complete in all respects, so as to be completely functional to the best satisfaction of the Engineer-in charge.
23	STORAGE CABINETS IN PANTRY
	Providing & fixing cabinets below work top along partition wall 1'-10.5" deep with 2'- 7.5" ht. made of 19mm th. Commercial board & 1mm thick. Laminate, inside complete finished with kitchen fittings / drawers of Hafele/ Hettich etc. all lockable, handles, hinges etc as per requirement/ design /drgs. The work shall include but not be limited to the above mentioned description and shall additionally cover all the procedures, materials, equipment and methodologies and shall be complete in all respects, so as to be completely functional to the best satisfaction of the Engineer-in charge.
24	OVERHEAD STORAGE CABINETS IN PANTRY

	Providing & fixing overhead cabinets above work top along partition wall 1'-0" deep with 2'-0" ht. made of 19mm th. Commercial board & 1mm thick. Laminate, inside complete finished with lift up system of Hafele/ Hettich etc. all lockable, handles, hinges etc as per requirement/ design /drgs. The work shall include but not be limited to the above mentioned description and shall additionally cover all the procedures, materials, equipment and methodologies and shall be complete in all respects, so as to be completely functional to the best satisfaction of the Engineer-in charge.
25	SINK IN PANTRY
	Providing and fixing in position best quality stainless steel kitchen sink with complete fittings of Kohler / Neelkanth make as below confirming to IS specifications or ISI marked.
	Stainless steel Kitchen sink without drainage board of approved make and size given below
	40mm stainless make CP waste of approved make
	PVC flexible waste pipe of approved make complete in all respect as regard by the engineer-in-charge
	Overall Size: 24" X 18" X 8" (Bowl size 20" X 16" X 8")
	The work shall include but not be limited to the above mentioned description and shall additionally cover all the procedures, materials, equipment and methodologies and shall be complete in all respects, so as to be completely functional to the best satisfaction of the Engineer-in charge.
	Dual -handle wall mount kitchen faucet (Providing and fixing in position Dual -handle wall mount kitchen faucet (code K- 37315IN-4-CP) of Kohler in polished chrome as per full satisfaction of the engineer-in- charge. The work shall include but not be limited to the above mentioned description and shall additionally cover all the procedures, materials, equipment and methodologies and shall be complete in all respects, so as to be completely functional to the best satisfaction of the Engineer-in charge.
27	Angular Stop Cock
	Providing and fixing in position Angular Stop Cock (code 11568IN-7-CP) of Kohler as per full satisfaction of the engineer-in-charge. The work shall include but not be limited to the above mentioned description and shall additionally cover all the procedures, materials, equipment and methodologies and shall be complete in all respects, so as to be completely functional to the best satisfaction of the Engineer-in charge.
28	PLANTER BOXES
	Manufacturing and supplying wooden planter boxes made of 3/4" thick one side water proof Teak block Teak block board .The overall size of the planter shall be fixed at the base . A horizontal groove of 3"x3" shall be provided all around the planter face in the middle. Inside the planter G.I. sheet of the specified gauge shall be provided to act as barrier for the seeped water. On top of the edges lipping of Teak wood of size 19 mm x5mm has to be provided. All the wooden members are to be polished in the specified shade of melamine polish. Complete in all respects and to the entire satisfaction of the Architect The work shall include but

	not be limited to the above mentioned description and shall additionally cover all the procedures, materials, equipment and methodologies and shall be complete in all respects, so as to be completely functional to the best satisfaction of the Engineer-in charge.
--	--

1	Tibas Desk Based workstations 1200x 600 (Sharing)
	Table top: 1200 (W) x 600(D) made up of 25mm thick LPL board with 2mm thick Edge banding 20mm thick frameless fabric non trackable screens with height of 420mm above the table top . and width of 998mm Soft closing flip top for access power sockets of width 600mm Metal Powder coated straight legs 30mmx60mm Metal Intermediated legs for carrying wires from the floor. With cable tray under the table top to house the cables. The work shall include but not be limited to the above mentioned description and shall additionally cover all the procedures, materials, equipment and methodologies and shall be complete in all respects, so as to be completely functional to the best satisfaction of the Engineer-in charge.
2	Tibas Desk Based workstations 1200x 600 (Non Sharing)
	Table top: 1200 (W) x 600(D) made up of 25mm thick LPL board 20mm thick frameless fabric non trackable Hung screens with height of 420mm above the table top . and width of 998mm Soft closing flip top for access power sockets of width 600 mm Metal Powder coated straight legs 30mmx60mm Metal Intermediated legs for carrying wires from the floor. With cable tray under the table top to house the cables. The work shall include but not be limited to the above mentioned description and shall additionally cover all the procedures, materials, equipment and methodologies and shall be complete in all respects, so as to be completely functional to the best satisfaction of the Engineer-in charge.
3	(04-PAX) MEETING TABLE 1200 Dia x 730mm H PLANES
	LPL round table top 1200mm diameter, with 2mm thick edge banding 1 no. single side soft closing fliptop with 500mm width Interior Planes Metal Legs, Metal cabel riser. The work shall include but not be limited to the above mentioned description and shall additionally cover all the procedures, materials, equipment and methodologies and shall be complete in all respects, so as to be completely functional to the best satisfaction of the Engineer-in charge.
4	(06-PAX) MEETING TABLE 1500 Dia x 730mm H PLANES
	LPL round table top 1200mm diameter, with 2mm thick edge banding 1 no. single side soft closing fliptop with 500mm width Interior Planes Metal Legs, Metal cable riser. The work shall include but not be limited to the above mentioned description and shall additionally cover all the procedures, materials, equipment and methodologies and shall be complete in all respects, so as to be completely functional to the best satisfaction of the Engineer-in charge.

5	3 Seater Pisa Sofa
	<p>Size : 2055 Width mm x 920 Depth mm x 820 Height mm x 450 Seat Height mm. Seat foam shall be made of PU foam with density 32 +/- 2 kg /cu mtr having an additional top layer of PU Foam with density 28 +/- 2 kg/cu . Mtr , upholstered with fabric. The back shall be made of PU foam with density 28 +/- 2 kg /cu mtr having an additional top layer of super soft Foam with density 23 +/- 2 kg/cu . Mtr , upholstered with fabric. The understructure shall be made up of 1.2 +/- 0.1 cm thick hot pressed plywood. Dia 4 mm zigzag spring assembly shall be mounted in understructure for support and additional cushioning purpose .Leg assembly shall be in welded stainless steel tube and plate. The work shall include but not be limited to the above mentioned description and shall additionally cover all the procedures, materials, equipment and methodologies and shall be complete in all respects, so as to be completely functional to the best satisfaction of the Engineer-in charge.</p>
6	2 Seater Pisa Sofa
	<p>Size : 1460 Width mm x 920 Depth mm x 820 Height mm x 450 Seat Height mm. Seat foam shall be made of PU foam with density 32 +/- 2 kg /cu mtr having an additional top layer of PU Foam with density 28 +/- 2 kg/cu . Mtr , upholstered with fabric. The back shall be made of PU foam with density 28 +/- 2 kg /cu mtr having an additional top layer of super soft Foam with density 23 +/- 2 kg/cu . Mtr , upholstered with fabric. The understructure shall be made up of 1.2 +/- 0.1 cm thick hot pressed plywood. Dia 4 mm zigzag spring assembly shall be mounted in understructure for support and additional cushioning purpose .Leg assembly shall be in welded stainless steel tube and plate. The work shall include but not be limited to the above mentioned description and shall additionally cover all the procedures, materials, equipment and methodologies and shall be complete in all respects, so as to be completely functional to the best satisfaction of the Engineer-in charge.</p>
7	1 Seater Pisa Sofa
	<p>Size: 860 Width mm x 920 Depth mm x 820 Height mm x 450 Seat Height mm. Seat foam shall be made of PU foam with density 32 +/- 2 kg /cu mtr having an additional top layer of PU Foam with density 28 +/- 2 kg/cu . Mtr , upholstered with fabric or leatherette. The back shall be made of PU foam with density 28 +/- 2 kg /cu mtr having an additional top layer of super soft Foam with density 23 +/- 2 kg/cu . Mtr , upholstered with fabric or leatherette. The understructure shall be made up of 1.2 +/- 0.1 cm thick hot pressed plywood. Dia 4 mm zigzag spring assembly shall be mounted in understructure for support and additional cushioning purpose .Leg assembly shall be in welded stainless steel tube and plate. The work shall include but not be limited to the above mentioned description and shall additionally cover all the procedures, materials, equipment and methodologies and shall be complete in all respects, so as to be completely functional to the best satisfaction of the Engineer-in charge.</p>
8	8 Seater Meeting Table - Talk laminate

	<p>8 Seater Boat Convex size shall be 2400 Width mm x 1200 Depth mm x 750 Height mm. Top shall be 32 mm thick base material shall be 18 plus 12 mm MDF board. Post - laminated work - surface with 0.6 mm laminate on top and bottom surface plus 2 mm thick PVC edge banding shall be on straight top side edge and especially designed chamfered T - beading fixed at bottom side edge for sleek look .The veil and cross member shall be 18 mm thick base material shall be 16 mm plain particle board post laminated with 0.6 mm top laminate on either side plus 2 mm thick and 0.8 mm thick PVC edge banding. The legs shall be made from 1.6 mm matt silver anodized aluminum extrusion .Legs assembled together with a plastic glide holder at bottom and 5 mm thick MS powder coated sheet at top. Also there shall be access flap and switch mounting tray made from matt anodized aluminum extrusion. The work shall include but not be limited to the above mentioned description and shall additionally cover all the procedures, materials, equipment and methodologies and shall be complete in all respects, so as to be completely functional to the best satisfaction of the Engineer-in charge.</p>
9	<p>Centre Table - Pisa</p>
	<p>Glass shall be 12+/- 0.3mm thick black tinted toughened glass UV glued with bushes made in SS 202 grade for fixing with understructure. It shall be a welded assembly made in SS202 grade having dia. 12+/- 0.04 as per IS:1762. Overall dimensions of table shall be Width of table= 112.0 cm, Depth=60.0 cm, height=35.1 cm. The work shall include but not be limited to the above mentioned description and shall additionally cover all the procedures, materials, equipment and methodologies and shall be complete in all respects, so as to be completely functional to the best satisfaction of the Engineer-in charge.</p>
10	<p>Corner Table - Pisa</p>
	<p>Glass shall be 12+/- 0.3mm thick black tinted toughened glass UV glued with bushes made in SS 202 grade for fixing with understructure. It shall be a welded assembly made in SS202 grade having dia. 12+/-0.04 as per IS: 1762. Overall dimensions of table shall be Width of table= 60.0 cm, Depth=60.0 cm, height=35.1 cm. The work shall include but not be limited to the above mentioned description and shall additionally cover all the procedures, materials, equipment and methodologies and shall be complete in all respects, so as to be completely functional to the best satisfaction of the Engineer-in charge.</p>
11	<p>Immerse Pod</p>

1.	<p>BASE: The base-top is made using 18mm Plywood (As per IS:303), and Natural Veneer pasted onto 4mm backing Plywood. The base-top has a bidding of FSC-certified seasoned Teak-Wood finished with a clear matt coat of PU lacquer around the periphery. The base Under-structure consists of Legs and Cross-members made with FSC-certified seasoned Teak-Wood . They are connected using Epoxy Resin Based Adhesive and finished with a Clear Matt Coat of PU lacquer. The Under-structure and top is assembled using alloy steel hardware (blackened & coated with rust preventive oil).</p> <p>2. BACK: The Back-frame has an Under-structure made of 18mm Plywood (As per IS: 303). It is covered with 06mm Plywood (As per IS:303) from the inside. The Plywood Members are all fixed together using glue and chip-board screws .The outside is covered using 2mm thick kraft-board stapled onto the under structure. It is wrapped with 06mm PU Slab-stock Foam pasted on the inner and outside, and 12mm PU Slab-stock Foam on the top. The Back frame houses 016mm MS Round Bars (As per IS:1732) for telescopically fixing the hood. The Back- frame is upholstered in dual-tone</p>
3.	<p>HOOD:The Hood Under-structure is a combination of 019mm x 1.6mm thk Round Electronic Resistance Welded Tubes (ERW) (As per IS:7138) and 1.5mm thk Cold Rolled Close Annealed Steel Sheets (CRCA) (As per IS:513) welded together using Tungsten Inert Gas (TIG) Welding. The whole structure is Epoxy Polyester Powder Coated (DFT 40-60 microns). It is upholstered in fabric matching the outside of the Back-frame.</p> <p>4.SEAT:The Seat is made by pasting 100mm PU Slab-stock Foam onto 09mm thk Plywood (As per IS:303). The seat is upholstered in fabric matching the inner Back-Frame. The Seat is fixed onto the Base using screws and drive in T-nuts.</p> <p>5.BACK:The Back frame is made using 09mm Plywood (As per IS:303) covered with 2 mm kraft-board. 50mm PU Slab-stock foam is pasted on the front 12mm PU Slab-Stock foam is pasted along the sides. The back is upholstered in fabric same as the inner side of the Back-frame. It is fixed onto the Back frame using Hook and Loop Tape.</p>
6.	<p>DESKLET :The Desk let is made with a combination of 12mm and 6mm thk Corian(Matt Finish) and 18mm thk Marine ply (BWP Grade)(As per IS:710) with 0.6mm backing laminate on bottom side. Corian is composed of acrylic resin and natural minerals that make it a non-porous, non-toxic, water-proof, seamless and homogeneous surfacing material with resistance to scratches, strain, mould and mildew. The Desklet Under-structure consists of 038 x 2thk Round Electric Resistance Welded Tubes (ERW)(As per IS:7138) and 5mm Thick Hot rolled Steel Plates (HR) (As per IS:2062) welded together using Tungsten Inert Gas (TIG) Welding. The whole structure is Epoxy Polyester Powder coated (DFT 40-60 microns). The Desk let and Under-structure are connected using alloy steel screws with countersunk head (blackened & rust preventive oil). This Desk let structure is telescopically assembled with another 050.8 x 2thk Round Electric Resistance</p>

	<p>Welded Tube IS:7138) in the Back-frame. The two tubes are separated using nylon bushes to reduce friction and noise during operation. The Desk let assembly rests on a nitrile ring housed in the nylon bush allowing smooth operation and simultaneously providing enough friction to hold the Desk let in place during use.</p> <p>7.ELECTRICALS: The Work pod is provided with a USB charging port, and a 6A Electrical Socket with Switch.</p> <p>8. The work shall include but not be limited to the above mentioned description and shall additionally cover all the procedures, materials, equipment and methodologies and shall be complete in all respects, so as to be completely functional to the best satisfaction of the Engineer-in charge</p> <p>9. DESKLET :The Desk let is made with a combination of 12mm and 6mm thk Corian(Matt Finish) and 18mm thk Marine ply (BWP Grade)(As per IS:710) with 0.6mm backing laminate on bottom side. Corian is composed of acrylic resin and natural minerals that make it a non-porous, non-toxic, water-proof, seamless and homogeneous surfacing material with resistance to scratches, stain, mould and mildew. The Desk let Under-structure consists of 038 x 2thk Round Electric Resistance Welded Tubes (ERW)(As per IS:7138) and 5mm THk. hot rolled Steel Plates (HR) (As per IS:2062) welded together using Tungsten Inert Gas (TIG) Welding. The whole structure is Epoxy Polyester Powder coated (DFT 40-60 microns). The Desk let and Under-structure are connected using alloy steel screws with countersunk head (blackened & rust preventive oil). This Desk let structure is telescopically assembled with another 050.8 x 2thk Round Electric Resistance Welded Tube IS:7138) in the Back-frame. The two tubes are separated using nylon bushes to reduce friction and noise during operation. The Desk let assembly rests on a nitrile ring housed in the nylon bush allowing smooth operation and simultaneously providing enough friction to hold the Desk let in place during use.</p> <p>10. ELECTRICALS: The Work pod is provided with a USB charging port, and a 6A Electrical Socket with Switch. The work shall include but not be limited to the above mentioned description and shall additionally cover all the procedures, materials, equipment and methodologies and shall be complete in all respects, so as to be completely functional to the best satisfaction of the Engineer-in charge.</p>
12	DISCUSSION TABLE 1200/900WX600DX730H
	<p>Table top: 2400 (W) x 600(D) and two top of 900(W)x600(d) made up of 25mm thick LPL Board with 2mm thick edge banding Legs : Metal powder coated Intuity legs. The work shall include but not be limited to the above mentioned description and shall additionally cover all the procedures, materials, equipment and methodologies and shall be complete in all respects, so as to be</p>

	completely functional to the best satisfaction of the Engineer-in charge.
13	Metal Full Height Storages 1500Wx450 Dx 1500 H
	Metal Powder coated structure with key lock sheet thickness 8mm, powder coated shade as per the architects approval, two shelves and metal swing door, key lock, 25mm thick LPL top over the storage. The work shall include but not be limited to the above mentioned description and shall additionally cover all the procedures, materials, equipment and methodologies and shall be complete in all respects, so as to be completely functional to the best satisfaction of the Engineer-in charge.
14	Metal Full Height Storages 1200Wx450 Dx 1500 H
	Metal Powder coated structure with key lock sheet thickness 8mm, powder coating shade as per the architects approval, two shelves and metal swing door , key lock, 25mm thick LPL top over the storage. The work shall include but not be limited to the above mentioned description and shall additionally cover all the procedures, materials, equipment and methodologies and shall be complete in all respects, so as to be completely functional to the best satisfaction of the Engineer-in charge.
15	Metal Locker 900 W x 450 D x 1500 H
	Metal lockers with sheet thickness 8mm, powder coated sheet, shade as per standard, single shelf, metal swing door & numeric lock. The work shall include but not be limited to the above mentioned description and shall additionally cover all the procedures, materials, equipment and methodologies and shall be complete in all respects, so as to be completely functional to the best satisfaction of the Engineer-in charge.
16	Metal Pedestal 400 w x 500 d x 600 h
	Metal Mobile pedestal made in 8mm thick Metal powder coated sheet, Box File configuration, single lock with key, telescopic slides for the drawer. Base resting on 5 casters. The work shall include but not be limited to the above mentioned description and shall additionally cover all the procedures, materials, equipment and methodologies and shall be complete in all respects, so as to be completely functional to the best satisfaction of the Engineer-in charge.
17	Workstations Chair for Workstations
	EZ65 2.0 lite chair with height adjustable lumbar support Mesh Back , fabric upholstered seat Pneumatic seat height adjustment height adjustable arm rests synchro tilt mechanism , tilt tension adjustment and tilt lock Base frame in black plastic option for Hard or soft castors. The work shall include but not be limited to the above mentioned description and shall additionally cover all the procedures, materials, equipment and methodologies and shall be complete in all respects, so as to be completely functional to the best satisfaction of the Engineer-in charge.
18	Chair for meeting areas

	<p>Back: Soft mesh '-</p> <p>Seat: Standard adjustable upholstered foam with Seat Depth Adjustment '-</p> <p>Base: Plastic Nylon Base '-</p> <p>Arms: 4 D adjustable arms with soft cap Arms: 4 D adjustable arms with soft cap '-</p> <p>Mechanism: Weight Activated mechanism '-</p> <p>Height adjustment: Pneumatic seat height adjustment '-</p> <p>Adjustable Lumbar Support Back Lock at standard upright position The work shall include but not be limited to the above mentioned description and shall additionally cover all the procedures, materials, equipment and methodologies and shall be complete in all respects, so as to be completely functional to the best satisfaction of the Engineer-in charge.</p>
--	--

Annexure-III.	LIGHT AND SOCKET OUTLET POINT WIRING
	The rates for point wiring for all the items shall include the following :-
1)	The Point Wiring shall include the wiring of light/outlets of any length from the distribution board via switch to the point including required MS anodized boxes for switches and sockets. The boxes shall be of same make as switches and sockets.
2)	All the light fixtures, third pin of outlets, switch and outlet boxes shall be earthed with 1.5 sq. mm. PVC insulated copper conductor wire.
3)	All the 16 A outlets shall be earthed with 2.5 Sq. mm. PVC insulated copper conductor wire.
4)	Painting of junction boxes.
5)	Embedding conduits and allied fittings in walls / floors / slabs etc. during construction and/or in chases including cutting chases and making good as necessary in the case of concealed conduit work.
6)	All accessories necessary to complete the wiring as specified.
a.	Internal wiring between accessories.
7)	Wherever flexible conduit are required GI flexible conduit of suitable size shall be used with checknut.
Annexure-III.	LIGHT AND SOCKET OUTLET POINT WIRING
S.No.	Description
1)	<p>Wiring of light point with 1.5 Sq mm. FRLS PVC insulated, 1100 V grade stranded copper conductor wire in surface/recessed 25 mm dia</p> <p>16 gauge MS conduit including cost of cutting & filling chases as required with providing & fixing of modular switches (6A, single pole, 240 V), plate, 1.2mm thick box, and earthing with 1.5 Sq mm. PVC insulated green copper wire complete with all accessories as required. The cost of circuit wiring with 2</p> <p>x 1.5 Sq mm. + 1 x 1.5 Sq mm PVC insulated copper conductor 1100 Volts grade wires shall be included in the cost of point wiring complete with all accessories. The work shall include but not be limited to the above mentioned description and shall additionally cover all the procedures, materials, equipment and methodologies and shall be complete in all respects, so as to be completely functional to the best satisfaction of the Engineer-in charge.</p>

a.	First Point
b.	Loop Point (Controlling switch included in 1.1a)
2)	Wiring for light point as in item No.1.1 but controlled by SP MCB provided in the DB. (Cost of MCB to be considered in FDB).
a.	First Point
b.	Loop Point
3)	Wiring for light point as in item No.1.1 but controlled by Dimmer DB. (Cost of Dimmer not to be included here).
a.	First Point
b.	Loop Point
4)	Wiring of 240 Volts single phase, 6 Amps 3/5 pin RAW plug point with 2.5 sq mm 1100V FRLS PVC insulated, multi stranded copper conductor wire in surface/recessed 25 mm dia 16 gauge MS conduit including cost of cutting and filling chases as required with fixing of plate, 1.2 mm thick box, 6A modular switch socket and earthing with FRLS PVC insulated green colour 2.5 Sq mm. copper wire complete with all accessories as required. (At most 6nos of Socket shall be kept on one circuit) The work shall include but not be limited to the above mentioned description and shall additionally cover all the procedures, materials, equipment and methodologies and shall be complete in all respects, so as to be completely functional to the best satisfaction of the Engineer-in charge.
5)	Wiring of 240 Volts single phase, 6 Amps 3/5 pin UPS plug point with 2.5 sq mm 1100V FRLS PVC insulated, multi stranded copper conductor wire in surface/recessed 25 mm dia 16 gauge MS conduit including cost of cutting and filling chases as required with fixing of plate, 1.2 mm thick box, 6A modular switch socket and earthing with FRLS PVC insulated green colour 2.5 Sq mm. copper wire complete with all accessories as required. (At most 6nos of Socket shall be kept on one circuit) The work shall include but not be limited to the above mentioned description and shall additionally cover all the procedures, materials, equipment and methodologies and shall be complete in all respects, so as to be completely functional to the best satisfaction of the Engineer-in charge.
6)	Wiring of 240 volts single phase, 6/16 Amp power socket outlet with 4 Sq mm. 1100V FRLS PVC insulated copper multi stranded conductor wires in surface/recessed 25 mm dia 16 gauge MS conduit including cost of cutting and filling chases as required with fixing of plate providing and fixing of 6 pin 6/16 Amps modular plate type switch socket on with internal wiring in 1.2 mm thick box, earthing of 3rd pin with FRLS PVC insulated green color 4.0 Sq mm. copper wire, complete with all accessories as required. The work shall include but not be limited to the above mentioned description and shall additionally cover all the procedures, materials, equipment and methodologies and shall be complete in all respects, so as to be completely functional to the best satisfaction of the Engineer-in charge.

7)	Wiring including termination for the Wall fan points with 2 X 1.5 sq. mm FRLS PVC insulated copper conductor wires of 650/1100 Volts grade in 16 gauge MS conduits and earthing. (Looped to lighting circuit as shown in drawing). The rate includes supply and laying of wiring and required MS box for switches as specified above. The rate include modular type switches, regulator, fan boxes and cover plate. The work shall include but not be limited to the above mentioned description and shall additionally cover all the procedures, materials, equipment and methodologies and shall be complete in all respects, so as to be completely functional to the best satisfaction of the Engineer-in charge.
8)	Wiring including termination for A/C point with 2 x 4.0 sq. mm FRLS PVC insulated copper conductor wire of 650/1100 Volts grade in 16 gauge MS conduit and earthing. (For A/C). The rate includes supply and laying of conduit, wiring and required MS box for switches and Sockets as specified above. The rate include modular type switches, sockets and cover plate. The work shall include but not be limited to the above mentioned description and shall additionally cover all the procedures, materials, equipment and methodologies and shall be complete in all respects, so as to be completely functional to the best satisfaction of the Engineer-in charge.
9)	Wiring including termination for A/C automation with required controller for thermostat based automation FRLS PVC insulated copper conductor wire of 650/1100 Volts grade in 16 gauge MS conduit and earthing. (For A/C). The rate includes supply and laying of conduit, wiring and required MS box for switches and sockets as specified above. The rate include modular type switches, sockets and cover plate. The work shall include but not be limited to the above mentioned description and shall additionally cover all the procedures, materials, equipment and methodologies and shall be complete in all respects, so as to be completely functional to the best satisfaction of the Engineer-in charge.
10)	Wiring including termination for Exhaust fan point with 2 X 1.5 sq. mm FRLS PVC insulated copper conductor wires in 16 gauge MS conduit and earthing. The rate includes supply and laying of wiring and required MS box for switches, 6A socket outlet as specified above. The ceiling rose shall be provided near the Exhaust fan and switch shall be located separately near the entry door of toilet. The rates include modular type switches, sockets, cover plates. The work shall include but not be limited to the above mentioned description and shall additionally cover all the procedures, materials, equipment and methodologies and shall be complete in all respects, so as to be completely functional to the best satisfaction of the Engineer-in charge.
11)	Supplying and fixing of 16/20 amp 3-pin 1-phase industrial socket outlet, including supplying boxes of suitable size, 32 amp DP MCB and a plug top, complete as required and as per specifications. The work shall include but not be limited to the above mentioned description and shall additionally cover all the procedures, materials, equipment and methodologies and shall be complete in all respects, so as to be completely functional to the best satisfaction of the Engineer-in charge.

12)	Supplying and fixing in position of the following sizes of exposed / concealed 16 gauge MS conduit including all accessories complete as required and as per specifications. The work shall include but not be limited to the above mentioned description and shall additionally cover all the procedures, materials, equipment and methodologies and shall be complete in all respects, so as to be completely functional to the best satisfaction of the Engineer-in charge.
a.	25 mm dia MS conduit
13)	Supplying, laying, termination of the following size of FRLS PVC insulated copper conductor wires 650/1100 V grade in existing conduits, complete as required and as per specifications. The work shall include but not be limited to the above mentioned description and shall additionally cover all the procedures, materials, equipment and methodologies and shall be complete in all respects, so as to be completely functional to the best satisfaction of the Engineer-in charge.
a.	3 runs x 4 sq. mm with PVC insulated copper conductor wire.
b.	3 runs x 2.5 sq. mm with PVC insulated copper conductor wire.
	Total carried over to Summary
Annexure - IV.	CONDUIT / RACEWAYS FOR DATA / VOICE, TV DISTRIBUTION
1	Supply and installation of following conduits including cost of junction boxes, bends, elbows, sockets, tees and all accessories, laying in slab cutting chasis and making good or surface mounted including all fixing hardware. The work shall include but not be limited to the above mentioned description and shall additionally cover all the procedures, materials, equipment and methodologies and shall be complete in all respects, so as to be completely functional to the best satisfaction of the Engineer-in charge.
i	32 mm dia PVC Conduit
ii	40 mm dia PVC Conduit
iii	20 mm dia PVC Conduit
2	Supply, installation, testing, commissioning and laying of 4 pair Category 6 UTP cable consisting of 23 AWG solid copper conductors and as per the specification in existing conduits/ raceways. The cable should have flexible jacket and ripcord for easy strip ability. (1 Box = 305m) For Data / Networking / CCTV. The work shall include but not be limited to the above mentioned description and shall additionally cover all the procedures, materials, equipment and methodologies and shall be complete in all respects, so as to be completely functional to the best satisfaction of the Engineer-in charge.

3	Supply, installation, testing, commissioning and laying of 2 pair telephone wire solid copper conductors and as per the specification in existing conduits/ raceways. The cable should have flexible jacket and ripcord for easy strip ability. (1 Box = 305m) The work shall include but not be limited to the above mentioned description and shall additionally cover all the procedures, materials, equipment and methodologies and shall be complete in all respects, so as to be completely functional to the best satisfaction of the Engineer-in charge.
4	Supply, installation, testing, commissioning and laying of 0.5mm Gas Injected Physical Polyethylene Foam Insulation with Laminated Aluminum Tape and Aluminum Wire Braid, Jelly Flooded PVC Black Jacketed Industrial RG-6 Coaxial Cables. (1 Box = 305m) The work shall include but not be limited to the above mentioned description and shall additionally cover all the procedures, materials, equipment and methodologies and shall be complete in all respects, so as to be completely functional to the best satisfaction of the Engineer-in charge.
5	Supply and fixing of following outlets with 2 mm thick GI box complete including cutting, chases, fixing of GI boxes and making good. (Outlet and Cover plate) . The work shall include but not be limited to the above mentioned description and shall additionally cover all the procedures, materials, equipment and methodologies and shall be complete in all respects, so as to be completely functional to the best satisfaction of the Engineer-in charge.
a	RG-6 Socket
b	Telephone Socket (RJ-11)
c	2 nos. Data socket (RJ-45)
6)	Supply and fixing of following sizes of GI Raceway channel made of 16 guage sheet steel with and all accessories as required for fixing on floor complete as required including providing junction boxes as required. The work shall include but not be limited to the above mentioned description and shall additionally cover all the procedures, materials, equipment and methodologies and shall be complete in all respects, so as to be completely functional to the best satisfaction of the Engineer-in charge.
a.	300 mm x 50 mm
b.	200 mm x 50 mm
c.	150 mm x 50 mm
d.	100 mm x 50 mm
e.	65 mm x 50 mm
	Total carried over to Summary
Annexure-V.	SUPPLY & INSTALLATION OF DB'S, CABLES, CABLE TERMINATIONS & CABLE TRAYS

1)	Supply, fixing in position, testing and commissioning of the following Distribution Board s made of 18 gauge powder coated MS sheet steel, wall mounted/fully recessed in wall, hinged doors, double door design, complete with inter connecting wires from in comer MCB to each RCCB along with earthing terminal and neutral terminal. The DB shall be suitable for taking cable / conduit as incoming/outgoing. All the MCB's / RC CB's to be of 10 KA breaking capacity and C curve. The work shall include but not be limited to the above mentioned description and shall additionally cover all the procedures, materials, equipment and methodologies and shall be complete in all respects, so as to be completely functional to the best satisfaction of the Engineer-in charge.
a.	8 way TPN DB with 18 Nos of 10/20 amps SP MCB's i.e. 6 Nos. of 10/20 amp SP MCB's controlled by 1 No. 40 amp FP MCB along with 40 Amp DP RCCB of 100 mA sensitivity. and neutral link. The work shall include but not be limited to the above mentioned description and shall additionally cover all the procedures, materials, equipment and methodologies and shall be complete in all respects, so as to be completely functional to the best satisfaction of the Engineer-in charge.
b.	8 way VTPN DB with 30 Nos of 10/20 amps SP MCB's, 2 Nos of 25/32/40 amps TP MCB's and controlled by 1 No. 100 amp TP MCB with separate neutral link. The work shall include but not be limited to the above mentioned description and shall additionally cover all the procedures, materials, equipment and methodologies and shall be complete in all respects, so as to be completely functional to the best satisfaction of the Engineer-in charge.
2)	Supply and laying of the following sizes of MS conduits including providing couplers, junction boxes complete as required. The work shall include but not be limited to the above mentioned description and shall additionally cover all the procedures, materials, equipment and methodologies and shall be complete in all respects, so as to be completely functional to the best satisfaction of the Engineer-in charge.
a.	50 mm dia conduit, 14 gauge
b.	40 mm dia conduit, 14 gauge
3)	Supply, laying and termination of the following sizes of 650/1100 volts grade PVC insulated FRLS copper conductor wires in existing conduits including end terminations with copper lugs. The work shall include but not be limited to the above mentioned description and shall additionally cover all the procedures, materials, equipment and methodologies and shall be complete in all respects, so as to be completely functional to the best satisfaction of the Engineer-in charge.
a.	4 x 6 sq. mm wires
b.	2 x 16 sq. mm wires along with 2 runs of 4 sq.mm. Wires
c.	2x 10 sq. mm wires
4)	Supply, laying and termination of the following tape/wires including providing all fixing accessories and effecting proper connections.
a.	10 sq.mm PVC insulated copper conductor wire for earthing

5)	Supply, receiving, unloading, storing laying, effecting proper connections, installation, testing and commissioning of following sizes of 1.1 KV XLPE insulated Aluminum conductor armored cables laid on overhead cable trays or over MS supports in masonry trenches including providing the MS supports and clamps for fixing to supports in an approved manner complete as required and as per specifications. The work shall include but not be limited to the above mentioned description and shall additionally cover all the procedures, materials, equipment and methodologies and shall be complete in all respects, so as to be completely functional to the best satisfaction of the Engineer-in charge.
a.	4 x 50 sq. mm. Al. cable
b.	4 x 25 sq. mm. Al. cable
c.	4 x 16 sq,mm, Al. cable
d.	4 x 10 sq,mm, Al. cable
e.	4 x 6 sq,mm, Cu. Cable
f.	3 x 10 sq,mm, Cu. cable
g.	3 x 6 sq,mm, Cu. cable
h.	3 x 4 sq,mm, Cu. cable
6)	Supply and making terminal joints for the following sizes of 1.1 KV XLPE insulated Aluminum conductor cable including providing terminal lugs, crimping the joints effecting terminal connections to the equipment complete as required single compression gland. The work shall include but not be limited to the above mentioned description and shall additionally cover all the procedures, materials, equipment and methodologies and shall be complete in all respects, so as to be completely functional to the best satisfaction of the Engineer-in charge.
a.	4 x 50 sq. mm. Al. cable
b.	4 x 25 sq. mm. Al. cable
c.	4 x 16 sq,mm, Al. cable
d.	4 x 10 sq,mm, Al. cable
e.	4 x 6 sq,mm, Cu. cable
f.	3 x 10 sq,mm, Cu. cable
g.	3 x 6 sq,mm, Cu. cable
h.	3 x 4 sq,mm, Cu. cable
7)	Perforated Type Cable Tray (For Power Cables)
	Supply and installation of following sizes of MS perforated type cable trays with stove enamel paint of approved color and necessary bends, tees, reducer couplers, dash fasteners, GI nuts bolts including cutting, bending, drilling, bolting required suspension arrangement fabricated from steel etc. Complete as per specifications and as approved by Engineer-in-charge. The work shall include but not be limited to the above mentioned description and shall additionally cover all the procedures, materials, equipment and methodologies and

	shall be complete in all respects, so as to be completely functional to the best satisfaction of the Engineer-in charge.
a.	150 mm wide, 50 mm high, 2.0 mm thick perforated type cable tray.
	Total carried over to Summary
Annexure VI.	FIXING OF LIGHTING FIXTURES
	Receiving, storing, assembly, installation, testing & commissioning of following light fixtures and fans, with down rod or chain, hanger, complete with all fixing hardware & accessories as required. The work shall include but not be limited to the above mentioned description and shall additionally cover all the procedures, materials, equipment and methodologies and shall be complete in all respects, so as to be completely functional to the best satisfaction of the Engineer-in charge.
a	2x2 light as approved by Client/ Architect
b	LED strip light as approved by Client/ Architect
	Total carried over to Summary
Annexure VII.	
1)	Supply of the following LED based light fixtures with all accessories, such as spring loaded side holders, Electronic ballasts, starters, power factor compensators, MS housing to house ballast's, starter, complete with all the accessories required for fixing. All the LED based fixtures should be Trulite, colour 84. The work shall include but not be limited to the above mentioned description and shall additionally cover all the procedures, materials, equipment and methodologies and shall be complete in all respects, so as to be completely functional to the best satisfaction of the Engineer-in charge.
a.	Supply of Surface fixed LED Tube light with 2000-2200 lumens and clear diffuser. The work shall include but not be limited to the above mentioned description and shall additionally cover all the procedures, materials, equipment and methodologies and shall be complete in all respects, so as to be completely functional to the best satisfaction of the Engineer-in charge.
2	2 X2 Led ZigBee enabled wireless communicating luminaire (3000-3600 Lumens) with an ability to be remotely controlled and on/off/dim through an App ,provide data on health to a central controller in a wireless manner .It can be controlled through a wireless switch and function with wireless sensors. Luminaire efficacy should be ≥ 115 lm/w,SDCM < 5 , CRI >80 ,life class of 50,000 hours(70% lumen maintenance @ Ta = 45°C) with an electronic BIS certified driver. Dimensions 595mm X 595mm X 70 mm . Equivalent to Philips make cat ref RC380B LED 30S- 4000 IA W60 L60 G4 OD. The work shall include but not be limited to the above mentioned description and shall additionally cover all the procedures, materials, equipment and methodologies and shall be complete in all respects, so as to be completely functional to the best satisfaction of the Engineer-in charge.

3	<p>Led Recessed ZigBee enabled wireless communicating down lighter (20w/2000 lumens) with an ability to be remotely controlled and on/off/dim through an App, provide data on health to a central controller in a wireless manner. It can be controlled through a wireless switch and function with wireless sensors. Luminaire efficacy should be =100 lm/w, SDCM ≤5 , CRI>80 , life class of 50,000 hours(70% lumen maintenance @ Ta = 45°C) with an electronic inbuilt BIS certified driver. Dimensions Cut Out : 175 mm ,Outer rim : 185 mm ,Height : 80 Mm. Equivalent to. Philips make cat ref DN 395B LED20S-4000 IA WH. The work shall include but not be limited to the above mentioned description and shall additionally cover all the procedures, materials, equipment and methodologies and shall be complete in all respects, so as to be completely functional to the best satisfaction of the Engineer-in charge.</p>
4	<p>Supply of LED based Suspended continuous 4ft Linear Channel Luminaire with a nominal system lumen output of 2200 lumens with Downward light distribution and a minimum system efficacy of 113 lm/W. The luminaire shall have a rated system lifetime of 50,000 burning hours at L70B50. Light fixture made of extruded aluminum and diffuser extruded PC. The luminaire shall have a color temperature of 4000 K and CRI>80. The luminaire shall meet IP20 Rating with THD<10%, PF>0.9 and surge protection 2.5KV. Voltage rating 140-270V. The total Power Consumption should not exceed 19 W (including Driver). Similar to Philips Make PureLine Slim SP780 X LED22S-4000 PSU W6 L112 The work shall include but not be limited to the above mentioned description and shall additionally cover all the procedures, materials, equipment and methodologies and shall be complete in all respects, so as to be completely functional to the best satisfaction of the Engineer-in charge.</p>
5	<p>Supply of The Muscari Pendant light comes with an adjustable height feature creating ambient lighting LED 45 W with below mentioned features</p> <ul style="list-style-type: none"> • Functional White Ambience Light • Tunable (2200K to 6500K) • Dimmable via Dimmer Switch (Dimmer included) <p>Similar to Philips make cat ref Muscari Pendant/ Ceiling. The work shall include but not be limited to the above mentioned description and shall additionally cover all the procedures, materials, equipment and methodologies and shall be complete in all respects, so as to be completely functional to the best satisfaction of the Engineer-in charge.</p>
6	<p>ZigBee Green Power wireless switch. Indoor distance that can be covered is typically 10m. for line-of sight installations. No wiring and power connections required so easy to install and maintenance free. The devices can be linked into for example a network formed with Zigbee mesh network. The devices are easy to install and use. One device UID8450 has switch and dim functionality and the other UID8460 has scene selection, including Off, functionality. Dimension</p>

	97×86×22 mm (8450) or 97×89×22 mm (8460) with an RF range 10m .The work shall include but not be limited to the above mentioned description and shall additionally cover all the procedures, materials, equipment and methodologies and shall be complete in all respects, so as to be completely functional to the best satisfaction of the Engineer-in charge.
7	ProSite Enablement v100 (includes Gateway, Identity Management, App, Installer Portal Subscription, version control etc.) Supports: 50-100 Luminaire. The work shall include but not be limited to the above mentioned description and shall additionally cover all the procedures, materials, equipment and methodologies and shall be complete in all respects, so as to be completely functional to the best satisfaction of the Engineer-in charge.
8	Wireless occupancy sensor based on ZigBee Green Power works on PIR technology to detect occupancy accurately. Battery-operated, no wires needed, easy mounting with screws or tapes. Secure and reliable wireless communication. Mounting height 2.5-4m, IP 42 for indoor use only. Field of view 40 meter square (height=2.5m) with a RF range 15m.Push-button for easy commissioning/resetting. Adjustable sensor settings for various applications. Automatic dim down/turn off the lights according to occupancy in space. Battery life >8 years*, minimum maintenance. The work shall include but not be limited to the above mentioned description and shall additionally cover all the procedures, materials, equipment and methodologies and shall be complete in all respects, so as to be completely functional to the best satisfaction of the Engineer-in charge.
9	Supply of 1 circuit track light. Connected load should be 26W and 1700lumen delivered. CCT=3000K, CRI=90 with 20deg beam angle. Light fixture made of Metal housing with powder coating, matt finishing, white color RAL9010. Luminaire should have Pane angle: 0->300, Tilt Angle 0-70. Service life should be 30000hrs. Voltage range 220-240V 50/60Hz. Philips make cat ref ST391T LED20/930 PSU-E MB 1C WH IN (1 meter Track inclusive) The work shall include but not be limited to the above mentioned description and shall additionally cover all the procedures, materials, equipment and methodologies and shall be complete in all respects, so as to be completely functional to the best satisfaction of the Engineer-in charge.
	Total carried over to Summary
Annexure VIII.	FIRE DETECTION AND ALARMSYSTEM (INTELLIGENT ADDRESSABLE)
1)	Supply, installation, fixing, testing and commissioning of Addressable Smoke detector, optical type LED, etc. complete as required and as per specifications. The work shall include but not be limited to the above mentioned description and shall additionally cover all the procedures, materials, equipment and methodologies and shall be complete in all respects, so as to be completely functional to the best satisfaction of the Engineer-in charge.
2)	Supply, installation, fixing, testing and commissioning of Addressable Heat detector, optical type LED, etc. complete as required and as per specifications. The work shall

	include but not be limited to the above mentioned description and shall additionally cover all the procedures, materials, equipment and methodologies and shall be complete in all respects, so as to be completely functional to the best satisfaction of the Engineer-in charge.
3)	Supply, installation, fixing, testing and commissioning of LED Type Response Indicators (with rate of rise of temperature) etc. as required and as per specifications. The work shall include but not be limited to the above mentioned description and shall additionally cover all the procedures, materials, equipment and methodologies and shall be complete in all respects, so as to be completely functional to the best satisfaction of the Engineer-in charge.
4)	Supply, installation, testing & commissioning of Photo thermal multi criteria intelligent addressable detector with standard base etc. Complete as required and as per specifications. The work shall include but not be limited to the above mentioned description and shall additionally cover all the procedures, materials, equipment and methodologies and shall be complete in all respects, so as to be completely functional to the best satisfaction of the Engineer-in charge.
5)	Supply, installation, fixing, testing and commissioning of Addressable Manual call point in ABS plastic body (Break glass) to initiate audio visual alarm as per specifications complete. The work shall include but not be limited to the above mentioned description and shall additionally cover all the procedures, materials, equipment and methodologies and shall be complete in all respects, so as to be completely functional to the best satisfaction of the Engineer-in charge.
6)	Supply, installation, testing and commissioning of Fire Alarm Hooter (sound output of minimum 90 dB upto a distance of 30 meters) with strobe light of 110 cd intensity with power supply arrangement complete as required and suitable for wall/ceiling mounting. And as per specifications. The work shall include but not be limited to the above mentioned description and shall additionally cover all the procedures, materials, equipment and methodologies and shall be complete in all respects, so as to be completely functional to the best satisfaction of the Engineer-in charge.
7)	Supply, installation, fixing, testing & commissioning of addressable monitor module complete as required. The work shall include but not be limited to the above mentioned description and shall additionally cover all the procedures, materials, equipment and methodologies and shall be complete in all respects, so as to be completely functional to the best satisfaction of the Engineer-in charge.
8)	Supply, installation, fixing, testing & commissioning of addressable control module complete as required for switching ON of sprinkler system extraction fans / Pressurization Fans etc and switching off of AHU's, Access Control System, controlling of Hooters etc. complete as required and as per specifications. The work shall include but not be limited to the above mentioned description and shall additionally cover all the procedures, materials, equipment and methodologies and shall be complete in all respects, so as to be completely functional to the best satisfaction of the Engineer-in charge.
9)	SITC of microprocessor based 2 wire fault tolerant loop, required 1 loop (each loop accessing minimum 99 addressable units) Fire alarm/detection control panel. The panel shall be able to give location of all fire/fault conditions of addressable units via the a

	<p>address codes. Further, the panel must be able to automatically switch ON respective control module whenever any alarm is triggered (cost of related relay shall be taken under item No. i.e.), The panel shall have rectifier, Loop cards, L C D unit to indicate Fire/Fault Signal with address and analog output, printer to log all fire or fault events complete in all respects. The panel shall be duly backed up with maintenance free 24 AH, 2 x 12 volt SMF Lead Acid batteries capable of running for a minimum of 24 hours normal working and 2 hours (max.) during emergency with battery charger complete as required and as per specifications. The work shall include but not be limited to the above mentioned description and shall additionally cover all the procedures, materials, equipment and methodologies and shall be complete in all respects, so as to be completely functional to the best satisfaction of the Engineer-in charge.</p>
10)	<p>Supply laying, connecting, testing & commissioning of 2 x 1.5 sq. mm stranded PVC insulated copper conductor 1100 volt grade fire resistant XLPE Armored Cable including terminations, all labour and material etc complete. The work shall include but not be limited to the above mentioned description and shall additionally cover all the procedures, materials, equipment and methodologies and shall be complete in all respects, so as to be completely functional to the best satisfaction of the Engineer-in charge.</p>
	Total carried over to Summary
Annexure IX.	NETWORKING AND INTERCOM SYSTEM
1	<p>Supply and installation of following conduits including cost of junction boxes, bends, elbows, sockets, tees and all accessories, laying in slab cutting chassis and making good or surface mounted including all fixing hardware. 25mm dia 16 SWG MS Conduit .The work shall include but not be limited to the above mentioned description and shall additionally cover all the procedures, materials, equipment and methodologies and shall be complete in all respects, so as to be completely functional to the best satisfaction of the Engineer-in charge.</p>
2	<p>Supply, installation, testing, commissioning and laying of CAT6 UTP Cable. The work shall include but not be limited to the above mentioned description and shall additionally cover all the procedures, materials, equipment and methodologies and shall be complete in all respects, so as to be completely functional to the best satisfaction of the Engineer-in charge.</p>
3	<p>Supply, installation, testing, commissioning of Ceiling Mounting Gigabit Access Point up to 1200Mbps Uplink speed under specific bandwidth along with all mounting accessories etc. The work shall include but not be limited to the above mentioned description and shall additionally cover all the procedures, materials, equipment and methodologies and shall be complete in all respects, so as to be completely functional to the best satisfaction of the Engineer-in charge.</p>
4	<p>Supply, installation, testing, commissioning of 24 Port Gigabit Networking Switches The work shall include but not be limited to the above mentioned description and shall additionally cover all the procedures, materials, equipment and methodologies and shall be complete in all respects, so as to be completely functional to the best satisfaction of the Engineer-in charge.</p>

5	Labour Job of testing of all previous laid cables for networking and intercom and modifying locations as per new requirement and also getting the previous made setup in running condition. Rate should include any petty material a might be required for shifting of wire. The work shall include but not be limited to the above mentioned description and shall additionally cover all the procedures, materials, equipment and methodologies and shall be complete in all respects, so as to be completely functional to the best satisfaction of the Engineer-in charge.
6	Supply, installation, testing, commissioning 24 port patch panel. The work shall include but not be limited to the above mentioned description and shall additionally cover all the procedures, materials, equipment and methodologies and shall be complete in all respects, so as to be completely functional to the best satisfaction of the Engineer-in charge.
7	Supply, installation, testing, commissioning 1 mtr patch cord. The work shall include but not be limited to the above mentioned description and shall additionally cover all the procedures, materials, equipment and methodologies and shall be complete in all respects, so as to be completely functional to the best satisfaction of the Engineer-in charge.
8	Supply, installation, testing, commissioning 2 mtr patch cord. The work shall include but not be limited to the above mentioned description and shall additionally cover all the procedures, materials, equipment and methodologies and shall be complete in all respects, so as to be completely functional to the best satisfaction of the Engineer-in charge.
9	Supply, installation, testing, commissioning of PDU, Cantilever Trays, Cable Manager f or 42U standing rack. The work shall include but not be limited to the above mentioned description and shall additionally cover all the procedures, materials, equipment and methodologies and shall be complete in all respects, so as to be completely functional to the best satisfaction of the Engineer-in charge.
	Total carried over to Summary
Annexure X.	BACKGROUND MUSIC SYSTEM
1	Supply and installation of following conduits including cost of junction boxes, bends, elbows, sockets, tees and all accessories, laying in slab cutting chassis and making good or surface mounted including all fixing hardware. 25mm dia 16 SWG MS Conduit. The work shall include but not be limited to the above mentioned description and shall additionally cover all the procedures, materials, equipment and methodologies and shall be complete in all respects, so as to be completely functional to the best satisfaction of the Engineer-in charge.
2	Supply, installation, testing, commissioning and laying of 18 AWG Oxygen Free, Non Corrosive Speaker Cable. The work shall include but not be limited to the above mentioned description and shall additionally cover all the procedures, materials, equipment and methodologies and shall be complete in all respects, so as to be completely functional to the best satisfaction of the Engineer-in charge.
3	Supply, installation, testing, commissioning of 6 Watt Ceiling Mounting Speakers. The work shall include but not be limited to the above mentioned description and shall

	additionally cover all the procedures, materials, equipment and methodologies and shall be complete in all respects, so as to be completely functional to the best satisfaction of the Engineer-in charge.
4	Supply, installation, testing, commissioning of PA system Amplifier of 125 Watt with inbuilt LED Display. The work shall include but not be limited to the above mentioned description and shall additionally cover all the procedures, materials, equipment and methodologies and shall be complete in all respects, so as to be completely functional to the best satisfaction of the Engineer-in charge.
	Total carried over to Summary
Annexure XI	AUDIO VIDEO, VIDEO CONFERENCING SYSTEM
1	Supply and installation, testing, commissioning of 32" Led TV (Make- Samsung, LG, Sony) with all required mounting accessories as required
2	Supply, installation, testing and commissioning of Sony/ Panasonic LED Projector with 5000 lumens brightness, XGA resolution 1024x768, Lamp Life 10000 hours, 1 Nos. HDMI cable port, ceiling mounted kit, 1 nod HDMI cable and Standard projector cable from projector to the center/edge of the conference room including concealing of the entire wiring getting it through the floor and fixing to female/ male sockets to hot plug with laptop etc complete in all respects. The work shall include but not be limited to the above mentioned description and shall additionally cover all the procedures, materials, equipment and methodologies and shall be complete in all respects, so as to be completely functional to the best satisfaction of the Engineer-in charge.
3	Supply, installation, testing, commissioning of motorized projector screen (Size- 8ft x 6ft) The work shall include but not be limited to the above mentioned description and shall additionally cover all the procedures, materials, equipment and methodologies and shall be complete in all respects, so as to be completely functional to the best satisfaction of the Engineer-in charge.
4	Supply, installation, testing, commissioning of Video Conferencing Solution inclusive of all mics, cameras, speakers as per requirement of client (solutions design as per standard room size) The work shall include but not be limited to the above mentioned description and shall additionally cover all the procedures, materials, equipment and methodologies and shall be complete in all respects, so as to be completely functional to the best satisfaction of the Engineer-in charge.
	Total carried over to Summary
Annexure XII.	CCTV HEAD
	Providing , Installation & Testing of NVR based CCTV System.
i	SITC OF 2MP Full HD Dome Network Camera. 1/2.8" Sony Exmor CMOS,. 2.0 Megapixel Up to 1920X1080fps Resolution. ,smart defog, BLC, privacy masking, white Balance flicker control,,H.265 Video Compression and Triple Streaming , Self-

	Adapting Technology . Support 3.6 MM Lens and PoE,WDR, 3D DNR, Vandal proof, IR Support Up to 20 Meter, with SD card support The work shall include but not be limited to the above mentioned description and shall additionally cover all the procedures, materials, equipment and methodologies and shall be complete in all respects, so as to be completely functional to the best satisfaction of the Engineer-in charge.
ii	SITC OF 2MP Full HD Bullet Network Camera . 1/2.8" Sony Exmor CMOS,. 2.0 Megapixel Up to 1920X1080fps Resolution. Smart defog,BLC, privacy masking, white Balance flicker control,H.265 Video Compression and Triple Streaming , Self-Adapting Technology . Support 6 MM Lens and PoE,WDR, 3D DNR, IP 66 Impact outdoor plastic case , IR Support Up to 40~50 Meter, with SD card support. The work shall include but not be limited to the above mentioned description and shall additionally cover all the procedures, materials, equipment and methodologies and shall be complete in all respects, so as to be completely functional to the best satisfaction of the Engineer-in charge.
iii	SITC OF High Speed PTZ Camera 120 Meter Smart IR Night Vision H.264 High Efficiency Video Compression 2.0 MP, 1080p, @ 30 fps 22x Optical and 16x Digital Zoom Triple Streaming, Self - adapting Technology True WDR, 3D DNR, HLC, BLC. The work shall include but not be limited to the above mentioned description and shall additionally cover all the procedures, materials, equipment and methodologies and shall be complete in all respects, so as to be completely functional to the best satisfaction of the Engineer-in charge.
iv	HONEYWELL / HIKVISION 4K H.265 16CH 1HDD NVR 16CH @ 4K/5MP/4MP/3MP/1080P/960P/720P , Display & Multichannel Playback, 80M Bandwidth, H.265/H.264 , 1Port X HDMI, 1Port XRJ45(Ethernet), 1HDD@6TB each(6TB),(HDD Optional), 2USB for back up. The work shall include but not be limited to the above mentioned description and shall additionally cover all the procedures, materials, equipment and methodologies and shall be complete in all respects, so as to be completely functional to the best satisfaction of the Engineer-in charge.
v	WD Purple 6 TB HDD. The work shall include but not be limited to the above mentioned description and shall additionally cover all the procedures, materials, equipment and methodologies and shall be complete in all respects, so as to be completely functional to the best satisfaction of the Engineer-in charge.
vi	SITC of 24 port unmanaged PoE switch with patch panel and requisite patch cords. The work shall include but not be limited to the above mentioned description and shall additionally cover all the procedures, materials, equipment and methodologies and shall be complete in all respects, so as to be completely functional to the best satisfaction of the Engineer-in charge.
	Total carried over to Summary

Annexure-XIII

- Total area = approximately 5500 Sqft.
- The server room is separate.
- This total area is fed by floor mounted Air Handling Unit Capacity:- 23000 CFM connected with the existing water cooled Chiller . 3 Nos. ducts above the false ceiling from this AHU are feeding the entire area. Supply & Returned air Diffusers are fixed in the Grid ceiling. Separate panels are provided for it's ON/OFF in the AHU Room at 3rd. floor.

1	<p>Providing the Modification in the Existing duct by fabricating the New Duct 22G</p> <p>24 G.</p> <p>The work shall include but not be limited to the above mentioned description and shall additionally cover all the procedures, materials, equipment and methodologies and shall be complete in all respects, so as to be completely functional to the best satisfaction of the Engineer-in charge.</p>
2	<p>Providing the duct insulation with 9 MM nitrile. The work shall include but not be limited to the above mentioned description and shall additionally cover all the procedures, materials, equipment and methodologies and shall be complete in all respects, so as to be completely functional to the best satisfaction of the Engineer-in charge.</p>
3	<p>Providing the Grills & Diffusers. The work shall include but not be limited to the above mentioned description and shall additionally cover all the procedures, materials, equipment and methodologies and shall be complete in all respects, so as to be completely functional to the best satisfaction of the Engineer-in charge.</p>
4	<p>Providing the Volume control damper. The work shall include but not be limited to the above mentioned description and shall additionally cover all the procedures, materials, equipment and methodologies and shall be complete in all respects, so as to be completely functional to the best satisfaction of the Engineer-in charge.</p>
5	<p>Providing & fixing the fire damper along with its controls. The work shall include but not be limited to the above mentioned description and shall additionally cover all the procedures, materials, equipment and methodologies and shall be complete in all respects, so as to be completely functional to the best satisfaction of the Engineer-in charge.</p>
6	<p>2 TR split unit for Server Room (1 Working & 1 Stand by) The work shall include but not be limited to the above mentioned description and shall additionally cover all the procedures, materials, equipment and methodologies and shall be complete in all respects, so as to be completely functional to the best satisfaction of the Engineer-in charge.</p>




Annexure-II		
	Name	Part Description
1	Tibas Desk Based workstations 1200x 600 (Sharing)	<p>Features</p> <p>DESKING SYSTEM Table top: 1200 (W) x 600(D) made up of 25mm thick LPL board with 2mm thick Edge banding 20mm thick frameless fabric non tackable screens with height of 420mm above the table top . and width of 998mm Soft closing flip top for access power sockets of width 600mm Metal Powder coated straight legs 30mmx60mm Metal Intermediated legs for carrying wires from the floor. with cable tray undser the table top to house the cables</p> <p>Finishes: Laminate shade: Powder coating : Fabric Shades:</p> <p>Warranty 10 years BIFMA & GREENGUARD Certified</p>
	Tibas Workstations 1200x600 (Sharing back to back)	
2	Tibas Desk Based workstations 1200x 600 (Non Sharing)	<p>Features</p> <p>DESKING SYSTEM Table top: 1200 (W) x 600(D) made up of 25mm thick LPL board 20mm thick frameless fabric non tackable Hung screens with height of 420mm above the table top . and width of 998mm Soft closing flip top for access power sockets of width 600mm Metal Powder coated straight legs 30mmx60mm Metal Intermediated legs for carrying wires from the floor. with cable tray undser the table top to house the cables</p> <p>Finishes: Laminate shade: Powder coating : Fabric Shades:</p> <p>Warranty 10 years BIFMA & GREENGUARD Certified</p>
	Tibas Workstations 1200x600 (Non Sharing)	

**Indicative Image Only*






**Indicative Image Only*

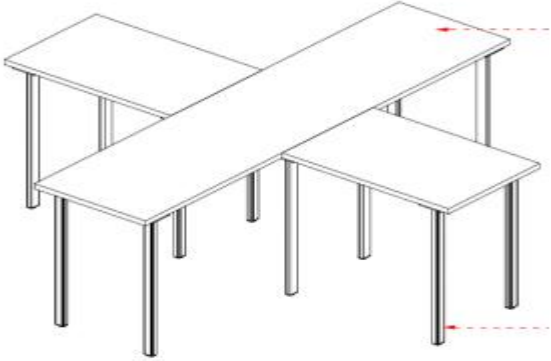




<p>3</p>	<p>(04-PAX) MEETING TABLE 1200 Dia x 730mm H PLANES</p>  <p><i>*Indicative Image Only</i></p>	<p>Features</p> <p>PLANE SYSTEMS LPL round table top 1200mm diameter, with 2mm thick edge banding 1 no. single side soft closing fliptop with 500mm width Interior Planes Metal Legs, Metal cabel riser</p> <p>Finishes: Laminate shade: Powder coating :</p>
<p>(04-PAX) MEETING TABLE 900 Dia x 730mm H PLANES</p>		
<p>4</p>	<p>(06-PAX) MEETING TABLE 1500 Dia x 730mm H PLANES</p>  <p><i>*Indicative Image Only</i></p>	<p>Features</p> <p>PLANE SYSTEMS LPL round table top 1200mm diameter, with 2mm thick edge banding 1 no. single side soft closing fliptop with 500mm width Interior Planes Metal Legs, Metal cabel riser</p> <p>Finishes: Laminate shade: Powder coating :</p>
<p>(06-PAX) MEETING TABLE 900 Dia x 730mm H PLANES</p>		
<p>5</p>	<p>3 Seater Pisa</p>  <p>Sofa</p>	<p>Size : 2055 Width mm x 920 Depth mm x 820 Height mm x 450 Seat Height mm. Seat foam shall be made of PU foam with density 32 +/- 2 kg /cu mtr having an additional top layer of PU Foam with density 28 +/- 2 kg/cu . Mtr , upholstered with fabric. The back shall be made of PU foam with density 28 +/- 2 kg /cu mtr having an additional top layer of super soft Foam with density 23 +/- 2 kg/cu . Mtr , upholstered with fabric. The understructure shall be made up of 1.2 +/- 0.1 cm thick hot pressed plywood. Dia 4 mm zigzag spring assembly shall be mounted in understructure for support and additional cushioning purpose .Leg assembly shall be in welded stainless steel tube and plate.</p>


<p>6</p>	<p style="text-align: center;">2 Seater Pisa Sofa</p> 	<p>Size : 1460 Width mm x 920 Depth mm x 820 Height mm x 450 Seat Height mm. Seat foam shall be made of PU foam with density 32 +/- 2 kg /cu mtr having an additional top layer of PU Foam with density 28 +/- 2 kg/cu . Mtr , upholstered with fabric. The back shall be made of PU foam with density 28 +/- 2 kg /cu mtr having an additional top layer of super soft Foam with density 23 +/- 2 kg/cu . Mtr , upholstered with fabric. The understructure shall be made up of 1.2 +/- 0.1 cm thick hot pressed plywood. Dia 4 mm zigzag spring assembly shall be mounted in understructure for support and additional cushioning purpose .Leg assembly shall be in welded stainless steel tube and plate.</p>
<p>7</p>	<p style="text-align: center;">1 Seater Pisa Sofa</p> 	<p>Size: 860 Width mm x 920 Depth mm x 820 Height mm x 450 Seat Height mm. Seat foam shall be made of PU foam with density 32 +/- 2 kg /cu mtr having an additional top layer of PU Foam with density 28 +/- 2 kg/cu . Mtr , upholstered with fabric or leatherette. The back shall be made of PU foam with density 28 +/- 2 kg /cu mtr having an additional top layer of super soft Foam with density 23 +/- 2 kg/cu . Mtr , upholstered with fabric or leatherette. The understructure shall be made up of 1.2 +/- 0.1 cm thick hot pressed plywood. Dia 4 mm zigzag spring assembly shall be mounted in understructure for support and additional cushioning purpose .Leg assembly shall be in welded stainless steel tube and plate.</p>


<p>8</p>	<p>8 Seater Meeting Table - Talk laminate</p> 	<p>8 Seater Boat Convex size shall be 2400 Width mm x 1200 Depth mm x 750 Height mm . Top shall be 32 mm thick base material shall be 18 plus 12 mm MDF board . Post - laminated work - surface with 0.6 mm laminate on top and bottom surface plus 2 mm thick PVC edge banding shall be on straight top side edge and especially designed chamfered T - beading fixed at bottom side edge for sleek look .The veil and cross member shall be 18 mm thick base material shall be 16 mm plain particle board post laminated with 0.6 mm top laminate on either side plus 2 mm thick and 0.8 mm thick PVC edge banding . The legs shall be made from 1.6 mm matt silver anodized aluminium extrusion .Legs assembeled together with a plastic glide holder at bottom and 5 mm thick MS powder coated sheet at top . Also there shall be accessflap and switch mounting tray made from matt anodized aluminium extrusion.</p>
<p>9</p>	<p>Centre Table - Pisa</p> 	<p>Glass shall be 12+/-0.3mm thick black tinted toughened glass UV glued with bushes made in SS 202 grade for fixing with understructure. It shall be a welded assembly made in SS202 grade having dia. 12+/-0.04 as per IS:1762. overall dimensions of table shall be Width of table= 112.0 cm, Depth=60.0 cm, height=35.1 cm.</p>
<p>10</p>	<p>Corner Table - Pisa</p> 	<p>Glass shall be 12+/-0.3mm thick black tinted toughened glass UV glued with bushes made in SS 202 grade for fixing with understructure. It shall be a welded assembly made in SS202 grade having dia. 12+/-0.04 as per IS:1762. overall dimensions of table shall be Width of table= 60.0 cm, Depth=60.0 cm, height=35.1 cm.</p>

<p>11</p>	<p style="text-align: center;">Immerse Pod</p> 	<p>1.BASE:The base-top is made using 18mm Plywood (As per IS:303), and Natural Veneer pasted onto 4mm backing Plywood. The base-top has a bidding of FSC-certified seasoned Teak-Wood finished with a clear matt coat of PU lacquer around the periphery. The base Under-structure consists of Legs and Cross-members made with FSC-certified seasoned Teak-Wood . They are connected using Epoxy Resin Based Adhesive and finished with a Clear Matt Coat of PU lacquer. The Under-structure and top is assembled using alloy steel hardware (blackened & coated with rust preventive oil).</p> <p>2.BACK:The Back-frame has an Under-structure made of 18mm Plywood (As per IS:303). It is covered with 06mm Plywood (As per IS:303) from the inside.The Plywood Members are all fixed together using glue and chip-board screws .The outside is covered using 2mm thk kraft-board stapled onto the under structure. It is wrapped with 06mm PU Slab-stock Foam pasted on the inner and outside, and 12mm PU Slab-stock Foam on the top. The Back frame houses 016mm MS Round Bars (As per IS:1732) for telescopically fixing the hood. The Back-frame is upholstered in dual-tone</p>
		<p>3.HOOD:The Hood Under-structure is a combination of 019mm x 1.6mm thk Round Electronic Resistance Welded Tubes Tubes (ERW) (As per IS:7138) and 1.5mm thk Cold Rolled Close Annealed Steel Sheets (CRCA) (As per IS:513) welded together using Tungsten Inert Gas (TIG) Welding. The whole structure is Epoxy Polyester Powder Coated (DFT 40-60 microns). It is upholstered in fabric matching the outside of the Back-frame.</p> <p>4.SEAT:The Seat is made by pasting 100mm PU Slab-stock Foam onto 09mm thk Plywood (As per IS:303). The seat is upholstered in fabric matching the inner Back-Frame. The Seat is fixed onto the Base using screws and drive in T-nuts.</p> <p>5.BACK:The Back frame is made using 09mm Plywood (As per IS:303) covered with 2mm kraft-board. 50mm PU Slab-stock foam is pasted on the front 12mm PU Slab-Stock foam is pasted along the sides. The back is upholstered in fabric same as the inner side of the Back-frame. It is fixed onto the Back frame using Hook and Loop Tape.</p>

		<p>6. DESKLET :The Desklet is made with a combination of 12mm and 6mm thk Corian(Matt Finish) and 18mm thk Marine ply (BWP Grade)(As per IS:710) with 0.6mm backing laminate on bottom side. Corian is composed of acrylic resin and natural minerals that make it a non-porous, non-toxic, water-proof, seam-less and homogeneous surfacing material with resistance to scratches, strain,mould and mildew. The Desklet Under-structure consists of 038 x 2thk Round Electric Resistance Welded Tubes (ERW)(As per IS:7138) and 5mm THk. hot rolled Steel Plates (HR) (As per IS:2062) welded together using 'Tungsten Inert Gas (TIG) Welding. The whole structure is Epoxy Polyester Powder coated (DFT 40-60 microns). The Desklet and Under-structure are connected using alloy steel screws with counter-sunk head (blackened & rust preventive oil). This Desklet structure is telescopically assembled with another 050.8 x 2thk Round Electric Resistance Welded Tube IS:7138) in the Back-frame.The two tubes are separated using nylon bushes to reduce friction and noise during operation. The Desklet assembly rests on a nitrile ring housed in the nylon bush allowing smooth operation and simultaneously providing enough friction to hold the Desklet in place during use.</p> <p>7. ELECTRICALS: The Workpod is provided with a USB charging port, and a 6A Electrical Socket with Switch. The Electricals are safely housed in a metallic-box fixed within the Back-frame. Power is supplied through a 1.5mtr AC cord with ceramic fuse (5A).</p>
12	DISCUSSION TABLE 1200/900WX600DX730H	
	 <p>*Indicative Image Only</p>	<p>Features Intuity System Table top: 2400 (W) x 600(D) and two top of 900(W)x600(d) made up of 25mm thick LPL Board with 2mm thick edge banding Legs : Metal powder coated Intuity legs</p> <p>Finishes: Laminate shade: Powder coating :</p> <p>BIFMA & GREENGUARD Certified</p>
	DISCUSSION TABLE 1200/900WX600DX730H	
13	Metal Full Height Storages 1500Wx450 Dx 1500 H	

	<p>*Indicative Image Only</p> 	<p>Features</p> <p>Metal Powder coated structure with key lock .sheet thickness is .8mm , powder coating shade as per the architects approval, two shelves and metal swing door , key lock, 25mm thick LPL top over the storage</p> <p>Finishes: Powder coating :</p>
	M	1500 H
14	M	1500 H
	<p>*Indicative Image Only</p> 	<p>Features</p> <p>Metal Powder coated structure with key lock .sheet thickness is .8mm , powder coating shade as per the architects approval, two shelves and metal swing door , key lock, 25mm thick LPL top over the storage</p> <p>Finishes: Powder coating :</p>
	Metal full height storages 1200Wx450 Dx 1500 H	
15	Metal Locker 900 W x 450 D x 1500 H	
	<p>*Indicative Image Only</p>	<p>Features</p> <p>sheet thickness is .8mm , powder coated sheet shade as per standard , single shelf, metal swing door & numeric lock.</p> <p>Finishes: Powder coating :</p>
	Metal Locker 900 W x 450 D x 1500 H	

16	Metal Pedestal 400 w x 500 d x 600 h	
	<p><i>*Indicative Image Only</i></p> 	<p>Features</p> <p>Metal pedestal with Box Box File configuration 5 castors.Metal Mobile pedestal made in .8mm thick Metal powder coated sheet , Box File configuration, single lock with key, telescopic slides for the drawer. Base resting on 5 casters</p> <p>Finishes: Powder coating :</p>
Metal Pedestal 400 w x 500 d x 600 h		
17	Workstations Chair (EZ65 2.0 Lite) for Workstations	
	<p><i>*Indicative Image Only</i></p>	<p>Features</p> <p>Office chair EZ65 2.0 lite chair with height adjustable lumbar support Mesh Back , fabric upholstered seat Pneumatic seat height adjustment height adjustable arm rests synchro tilt mechanism , tilt tension adjustment and tilt lock Base frame in black plastic option for Hard or soft castors</p> <p>Finish : Mesh color : black</p> <p>Seat fabric : BIFMA Certified Warranty 5 years</p>
	Workstation Chairs EZ652.0 Lite	
18	<u>COMPLY Chair for meeting areas</u>	

		<p><u>Features</u></p>
		<p>-Back: Soft mesh</p>
		<p>-Seat: Standard adjustable upholstered foam with Seat Depth Adjustment</p>
		<p>-Base: Plastic Nylon Base</p>
		<p>-Arms: 4 D adjustable arms with soft cap</p>
		<p>-Mechanism: Weight Activated mechanism</p>
		<p>-Height adjustment: Pneumatic seat height adjustment</p>
		<p>-Adjustable Lumbar Support</p>
		<p>Back Lock at standard upright position</p>
		<p>Finishes:</p>
		<p>-Seat Fabric: Color Available</p>
		<p>-Back mesh: black</p>
		<p>-Trim: Black</p>
		<p>-Arms: Black</p>
		<p>-Base: Plastic base avail-able in black</p>
		<p>-Casters: Hard Black</p>
	<p>*Indicative Image Only</p>	<p>BIFMA Greenguard Certified , 10 years warranty</p>

6. Service Level Agreement

The purpose of this Service Level Agreement (hereinafter referred to as SLA) is to clearly define the levels of service to be provided by the selected vendor to the department under the inclusive support as mentioned in this tender. SLA defines the terms of selected vendors responsibility in ensuring the timely delivery of deliverables and correctness of the same based on the agreed Performance Indicators as detailed in the agreement. The Vendor has to comply with all Service Level Agreement (SLA) defined below to ensure adherence to the project timelines, Quality and availability of services.

6.1 Service Levels during Maintenance Support

The Bidder should provide the required maintenance support to the Department. The Bidder

SEVERITY			
	PROBLEM DESCRIPTION	RESOLUTION TIME	PENALTY FOR NONCOMPLIANCE
Severity 1	The problem identified is making unavailable the entire system or any modules thereof, hence stoppage of entire or part of operations.	Bidder must provide a resolution within 4 (four) hours from the time of reporting the problem.	1 % of the Performance Guarantee Security per hour beyond 4 hours
Severity 2	The problem identified is affecting the business causing undue delays or malfunctioning of any functionality.	Bidder must provide resolution in 3 (three) calendar days.	0.5 % of the Performance Guarantee Security per day beyond 3 days
Severity 3	The problem identified is not affecting the business but an irritant.	Bidder must provide a solution within 1 calendar week.	0.1 % of the Performance Guarantee Security per week beyond 1 week

should enter into a Service Level Agreement (SLA) with Department/SPIC and should adhere to the following service levels and accept the penalties as specified for non-compliance:

SYSTEM	REQUIRED AVAILABILITY (COMPUTED QUARTERLY)	PENALTY FOR NONCOMPLIANCE
Networking/CCTV Components	99 %	@1 % of the Performance Guarantee Security per %age point below 99 %
Other Items supplied by the Bidder	98 %	@0.1 % of the Performance Guarantee Security per %age point below 98 %

The categorization of Severity is at SPIC's/Department's discretion and Bidder must provide the service as agreed in the service contract.

6.2 System Availability: The Bidder must ensure system availability during the warranty period as per the following requirements and accept the penalties as specified for non-compliance:

- I. Systems / sub-systems for which the availability is 99 % shall not be down for more than 4 hours in a month, non-compliance of which will attract a monthly penalty of 1 % of the Performance Guarantee Security.
- II. Systems / sub-systems for which the availability is 98 % shall not be down for more than 16 hours in a month, non-compliance of which will attract a monthly penalty of 0.5 %

SECTION-V

BID SCHEDULES

Annexe5.1.1 (Technical Bid)

BID PARTICULARS

- 1. Name of the Tenderer -----
- 2. Full Address of the Tenderer -----
- 3. Name of the actual signatory -----
- 4. Tenderer proposal number and date -----
- 5. Name & address of the officer to whom all references shall be made regarding this tender:

Name -----

Address-----

Telephone -----Mobile-----

Fax No. ----- e-mail -----

Witness :

Tenderer :

Signature -----

Signature -----

Name -----

Name -----

Address -----

Designation -----

Company -----

Date -----

Date -----

Company Seal

Annexe 5.1.2 (Technical Bid)

Technical Bid Letter

To,

The Chief Executive Officer
Entrepreneur Development Centre (EDC) Building, Plot No: 20,
Rajiv Gandhi Chandigarh Technology Park (RGCTP), Chandigarh 160101

Ref: Tender No:

Sir,

We declare that:

1. We are an established Contractor in the area of supply and installation of interior furnishing equipment/components and furnishing works on turnkey basis.
2. We hereby offer to provide the material and services in line with tender document at the prices and rates mentioned in the Price Bid.
3. We do hereby undertake, that, in the event of acceptance of our bid, the Services shall be provided as stipulated in the Tender document and that we shall perform all the incidental services.
4. We enclose here with the complete Technical Bid as required by you. This includes:
 - Bid Particulars (Annexe 5.1.1)
 - Bid Letter (Annexe 5.1.2)
 - Proposed Methodology (Annexe 5.1.3)
 - Vendor Profile (Annexe 5.1.4)
5. We agree to abide by our offer for a period of 180 days from the date fixed for opening of the Technical Bids.
6. We have carefully read and understood the terms and conditions of the tender and the conditions of the contract applicable to the tender and we do hereby undertake to provide services as per these terms and conditions. We also understand that no deviations from the Technical Specifications are allowed under this tender.
7. Certified that we are company registered under the Indian Companies Act or proprietorship Firm or partnership Firm and has GST registration certificate and the

person signing the tender is the constituted attorney.

8. Bid Security (Earnest Money) for an amount equal to Rs.1,00,000 (Rupees one Lacs only) is enclosed in the Cover containing the letter for Pre-qualifying Requirements in the form specified in Clause 12 of Section II.
9. We do hereby undertake, that, until a formal contract is prepared and executed, this bid, together with your written acceptance thereof and placement of letter of intent awarding the contract, shall constitute a binding contract between us.

Dated this day of 2019

Signature of Tenderer

Name & Designation:

Company Seal

Annexe5.1.3 (Technical Bid)

DETAILED TECHNICAL PROPOSAL

(Detailed technical proposal giving clause-wise compliance to Tender Documents, Bill of Material, make, model, technical datasheets, methodology of cabling and installation work etc. to be given along with all Documentary Proof for pre-Qualification Criteria – Section II Clause No. 18)

Dated this day of 2019

Signature of Tenderer

Name& Designation:

Company Seal

Annexe5.1.4 (Technical Bid)**VENDOR PROFILE**

1	Name of the Firm/Company	
2	Year Established	
3	Address of Office	
4	Telephone No.	
5	Fax No.	
6	E-mail Address	
7	Website	
8	Names of Govt. Deptt. /Public Sector/Pvt. Sector/International clients to whom the Tenderer has provided similar services to	
8.A		
8.B		
8.C		
8.D		
8.E		
9	No. of full time Tech. personnel currently on roll	
10	No. of years of Proven experience of providing similar Services in India.	
11	Infrastructure facilities in tri-city Including Manpower & Hardware etc.	
12	Annual turnover Audited Annual turnover of the company in Rs. During last two years	
12.A	Turnover 2018-2019 FY	

12.B	Turnover 2017-2018 FY	
13	List of customers in India and also international customers, as on date, to whom the Tenderer is currently providing Similar services	
14	Any accreditation / rating from an internationally reputed third party rating agency.	
15	Various Certifications (ISO Certification/Six Sigma/ Nasscom/DOT Registered)	

Dated this day of 2019

Signature of Tenderer

Name & Designation:

Company Seal

Annexe 5.2.1(Price Bid)

Price Bid Letter

To,

The Chief Executive Officer
Entrepreneur Development Centre (EDC) Building, Plot No: 20,
Rajiv Gandhi Chandigarh Technology Park (RGCTP), Chandigarh 160101

Ref: Tender No:

Sir,

Having examined the Tender Document, we, the undersigned, offer to provide material and services in conformity with the Tender Document No. _____ for the sum of.....(Total bid amount in words and figures) or such other sums as may be ascertained in accordance with the Schedule of Prices attached herewith and made part of this bid.

1. We undertake, if our bid is accepted, to deliver the goods in accordance with the delivery schedule specified in the Tender Documents.
2. If our bid is accepted, we will obtain the guarantee of a bank in a sum equivalent to 10% percent of the Contract Price for the due performance of the Contract, in the form prescribed by the Purchaser.
3. We understand that you are not bound to accept the lowest or any bid you may receive.
4. We enclose herewith the Price Schedule in the prescribed form
5. We agree to abide by our offer for a period of 180 days from the date fixed for opening of the Technical Bid
6. We have carefully read and understood the terms and conditions of the tender and the conditions of the contract applicable to the tender and we do hereby undertake to provide services as per these terms and conditions without any deviations.
7. Certified that we are company registered under the Indian Companies Act or proprietorship Firm or partnership Firm and has GST registration certificate and the person signing the tender is the constituted attorney.
8. We do hereby undertake, that, until a formal contract is prepared and executed, this bid, together with your written acceptance thereof and placement of letter of intent awarding the contract, shall constitute a binding contract between us.

Dated this day of 2019

Signature of Tenderer

Name & Designation:

Company Seal

Annexe5.2.2 (Price Bid)

Price Schedule

Estimated Bill of Material						
ALL QUANTITIES MENTIONED BELOW ARE INDICATIVE FOR TENDERING PURPOSE ONLY ACTUAL QUANTITIES WOULD BE AS PER SITE CONDITIONS & REQUIREMENTS						
Sr.	Items Description	Qty.	UoM	Unit Price	GST/S.T AX on (B)	TOTAL AMOUNT
		(A)		(B)	(C)	(E=(B+C)X A)
1	Providing and Fixing of laminate wooden flooring AC4	1185.74	Sqft			
2	Providing & fixing CARPET TILE FLOORING	4064.49	Sqft.			
3	Providing & fixing SOLO PANEL CEILING	4295	Sqft			
4	Providing & fixing GRIDCEILING	96	Sqft.			
5	Providing & fixing WOODEN FALSE CEILING IN CABIN	934	Sqft.			
6	Providing & fixing WOODEN PANELING /CRADLING ON INTERNAL COLUMNS	329.27	Sqft			
7	Providing & fixing ROLLER BLINDS	2292.87	sqft			
8	Providing & fixing ROLLER BLINDS DUPLEX	544	sqft			
9	Providing & fixing VENETIAN BLINDS IN PANTRY	50	sqft			
10	Providing & fixing REFLECTIVE FILM	2292.87	sqft			
11	Providing & fixing BLACKOUTFILM	544	sqft			
12	Providing & fixing TEXTURE FINISH ON WALL	312.27	Sqft			
13	Providing & fixing WALLPAPER	525.56	Sqft			
14	Providing & fixing CORIAN BOARD	122	Sqft			
15	Providing & fixing 3M Etching LUMAR FILM	280	Sqft			
16	Providing & fixing VINYL WALL DIGITALLY PRINTED ARTWORK	73.5	Sqft			
17	Providing & fixing PICTOGRAMESANDSIGNAGES	150	sqft			
18	Providing & fixing Full height wooden partitions partly glazed	810.63	sqft			
18.1	Providing & fixing 12mm toughened glass doors with complete hardware	8	nos			

18.2		Providing and fixing full height glass partitions	896.29	sqft			
19		Supply & installation LOW HEIGHT GLASS PARTITIONS:-	189	sqft			
20		Providing & fixing LACQUERED GLASS ON PARTITIONS	584.81	sqft			
21		Providing and fixing of 18mm thick pinup board	288	sqft			
22		Providing & fixing 1" thick granite counter	11.32	sqft			
23		Providing & fixing STORAGE CABINETS IN PANTRY	15	sqft			
24		Providing & fixing OVERHEADSTORAGE CABINETS IN PANTRY	11.5	sqft			
25		Providing & fixing SINK IN PANTRY WITH Dual-handle wall mount kitchen faucet	1	nos.			
27		Providing & fixing AngularStopCock	1	Nos.			
28		Providing & fixing Wooden planter box	30	Nos.			
ANNEXTURE II							
1		Desk Based work stations 1200 x 600 (Sharing)	60	Nos.			
2		Desk Based workstations 1200 x 600 (Non-Sharing)	8	Nos.			
3		(04-PAX)MEETINGTABLE1200Diax730mmH PLANES	1	Nos.			
4		(06-PAX)MEETINGTABLE1500Diax730mmH PLANES	1	Nos.			
5		3 Seater Sofa	4	Nos.			
6		2 Seater Sofa	2	Nos.			
7		1 Seater Sofa	13	Nos.			
8		8 Seater Meeting Table	2	Nos.			
9		Centre Table-Pisa	3	Nos.			
10		Corner Table-Pisa	6	Nos.			
11		Immerse Pod	2	Nos.			
12		DISCUSSION TABLE 1200 / 900W X 600D X 730H	3	Nos.			
13		Metal Full Height Storages 1500Wx450Dx1500H	2	Nos.			
14		Metal Full Height Storages 1200Wx450Dx1500H	1	Nos.			
15		Metal Locker 900W x 450D x 1500H	6	Nos.			
16		MetalPedestal400wx500dx600h	68	Nos.			
17		Workstations Chair for Workstations	80	Nos.			
18		Chair for Meeting areas	28	Nos.			
Annexure-III. LIGHT AND SOCKET OUTLET POINT WIRING							
a.		FirstPoint	55.	Nos.			
b.		LoopPoint(Controllingswitchincludedin1.1a)	35	Nos.			

2)	Wiring for light point as in item No. 1. 1 but controlled by SPMCB provided in the DB. (Cost of MCB to be considered in FDB).					
a.	First Point	7	Nos.			
b.	Loop Point	12	Nos.			
3)	Wiring for light point as in item No. 1. 1 but controlled by Dimmer DB. (Cost of Dimmer not to be included here).					
a.	First Point	RO	Nos.			
b.	Loop Point	RO	Nos.			
4)	Wiring of 240 Volts single phase	78	Nos.			
5)	Wiring of 240Volts single phase , 6 Amps 3/5 pin UPS plug point with 2.5 sq mm	188	Nos.			
6)	Wiring of 240 volts single phase ,6/16 Amp power socket	32	Nos.			
7)	Wiring including termination for the Wall fan points with 2X1.5sq.mm FRLS PVC insulated copper conductor wires of 650/1100 Volts .	14	Nos.			
8)	Wiring including termination for A/C point with 2x4.0 sq.mm	3	Nos.			
9)	Wiring including termination for A/C automation with required controller for the most at based automation	1	Nos.			
10)	Wiring including termination for Exhaust fan point with 2 X 1.5 sq.mm FRLS PVC insulated copper conductor wires in 16 gauge MS conduit and earthing.	RO	RO			
11)	Supplying and fixing of 16 / 020 amp 3-pin 1 –phase industrial socket outlet, including supplying boxes of suitable size, 32 amp .	3	Nos.			
12)	Supplying and fixing in position of the following sizes of exposed / concealed 16 gauge MS conduit a.25mm dia MS conduit.	870	RM			
13)	Supplying, laying, termination of the following size of FRLS PVC insulated copper conductor wires 650/1100 V grade.					
a.	3 runs x 4 sq.mm with PVC insulated copper conduct or wire.	380	RM			
b.	3 runs x 2.5 sq.mm with PVC insulated copper conduct or wire.	240	RM			
Annexure-IV.						
CONDUIT / RACEWAYS FOR DATA/VOICE, TV DISTRIBUTION						
1	Supply and installation of following conduits including cost of junction boxes ,bends ,elbows sockets,tees and all accessories					
i	32mm dia PVC Conduit	RO	RM			
ii	40mm dia PVC Conduit	RO	RM			
iii	20mm dia PVC Conduit	RO	RM			
2	Supply, installation ,testing ,commissioning and laying of 4 pair Category 6 UTP cable consisting of 23 AWG solid copper conductors and as per the specification in existing conduits / raceways..	610	RM			
3	Supply, installation ,testing, commissioning and laying of 2 pair telephone wire solid copper conductors and as per the specification in existing conduits/ raceways.	180	RM			
4	Supply, installation, testing, commissioning and laying of 0.5mm Gas Injected Physical Polyethylene Foam Insulation with Laminated Aluminum Tape and Aluminum Wire Braid	100	RM			
5	Supply and fixing of following outlets with 2mm thick GI box complete including cutting, chases, fixing of GI boxes and making good.					
a	RG-6 Socket	2	NOS			
b	Telephone Socket(RJ-11)	RO	NOS			
c	2 nos .Data socket(RJ-45)	98	NOS			

6)	Supply and fixing of following sizes of GI Raceway channel made of 16 gauge sheet steel with and all accessories as required for fixing on floor complete.				
a.	300mmx50mm	RO	RM		
b.	200mmx50mm	RO	RM		
c.	150mmx50mm	110	RM		
d.	100mmx50mm	60	RM		
e.	65mmx50mm	RO	RM		
Annexure-V.					
SUPPLY & INSTALLATION OF DB'S, CABLES, CABLE TERMINATIONS&CABLETRAYS					
1)	Supply, fixing in position, testing and commissioning of the following Distribution Boards made of 18 gauge powder coated MS sheet steel.				
a.	8 way TPNDB with 18 Nos of 10/20 amps SPMCB' si.e.6 Nos .of 10/20 amp SPMCB's controlled by 1No.40 amp FPMCB along with 40Amp DPRCCB of 100mA sensitivity and neutral link.	1	Nos		
b.	8way VTPNDB with 30 Nos of 10/20 amps SPMCB's, 2 Nos of 25 / 32 /40 amps TPMCB's and controlled by 1No. 100 amp TPMCB with separate neutral link.	1	Nos		
2)	Supply and laying of the following sizes of MS conduits including providing couplers, junction boxes complete as required.				
a.	50mmdiaconduit, 14 gauge	RO	RM		
b.	40mmdiaconduit, 14 gauge	RO	RM		
3)	Supply, laying and termination of the following sizes of 650 /1100 volts grade PVC insulated FRLS copper conductor wires in existing conduits including end terminations with copper lugs.	RO	RM		
a.	4 x6 sq.mm wires	RO	RM		
b.	2 x16 sq.mm wires along with 2 runs of 4 sq.mm. Wires	RO	RM		
c.	2x10 sq.mm wires	RO	RM		
4)	Supply, laying and termination of the following tape /wires including providing all fixing accessories and effecting proper connections.				
a.	10 sq.mm PVC insulated copper conductor wire for earthing	240	RM		
5)	Supply, receiving, unloading, storing laying, effecting proper connections ,installation ,testing and commissioning of following sizes of 1.1 KV XLPE insulated Aluminum conductor armored cables laid on overhead cable trays or over MS supports in masonry trenches including providing the MS supports and clamps for fixing to supports in an approved manner .				
a.	4 x50 sq.mm.Al.cable	0	RM		
b.	4 x25 sq.mm.Al.cable	40	RM		
c.	4 x16sq,mm,Al.cable	RO	RM		
d.	4 x10sq,mm,Al.cable	10	RM		
e.	4 x6 sq,mm,Cu.Cable	RO	RM		
f.	3 x10sq,mm,Cu.cable	RO	RM		
g.	3 x6 sq,mm,Cu.cable	R.O	R.M		
h.	3 x4 sq,mm,Cu.cable	1200	RM		
6)	Supply and making terminal joints for the following sizes of 1.1KVXLE insulated Aluminum conductor cable including providing terminal lugs, crimping the joints effecting terminal connections to the equipment complete.				
a.	4 x50 sq.mm.Al.cable	0	Nos.		
b.	4 x25 sq.mm.Al.cable	4	Nos.		
c.	4 x16sq,mm,Al.cable	0	Nos.		
d.	4 x10sq,mm,Al.cable	2	Nos.		
e.	4 x6 sq,mm,Cu.cable	0	Nos.		
f.	3 x10sq,mm,Cu.cable	R.O.	Nos.		
g.	3 x6 sq,mm,Cu.cable	R.O.	Nos.		
h.	3 x4 sq,mm,Cu.cable	R.O	Nos.		

7)	Perforated Type Cable Tray (For Power Cables)					
	Supply and installation of following sizes of MS perforated type cable trays with stove enamel paint of approved color.					
a.	150mm wide, 50mm high, 2.0mm thick perforated type cable tray.	RM	RO			
Annexure VI. FIXING OF LIGHTING FIXTURES						
	Receiving, storing, assembly, installation, testing & commissioning of following light fixtures and fans, with down rod or chain, hanger, complete with all fixing hardware & accessories as required.					
a	2x2light as approved by Client/ Architect	Nos.	98			
b	LED strip light as approved by Client/ Architect	R M	RO			
Annexure VII. SUPPLY OF LIGHTING FIXTURES						
1)	Supply of the following LED based light fixtures with all accessories, such as spring loaded side holders, Electronic ballasts, starters, power factor compensators, MS housing to house ballast's ,starter ,complete with all the accessories required for fixing.					
a.	Supply of Surface fixed LED Tube light with 2000-2200 lumens and clear diffuser.	6	Nos			
2	2 X2 Led Zig Bee enabled wireless communicating luminaire (3000-3600Lumens) with an ability to be remotely controlled.	44	Nos			
3	Led Recessed Zig Bee enabled wireless communicating down lighter (20w/2000lumens) with an ability to be remotely controlled.	48	Nos			
4	Supply of LED based Suspended continuous 4ft linear Channel Luminaire with a nominal system lumen output of 2200 lumens with Downward light distribution and a minimum system efficacy of113lm/W.	18	Nos			
5	Supply of The Muscari Pendant light comes with an adjustable height feature creating ambient Lighting LED45	4	Nos			
6	Zig Bee Green Power wireless switch. Indoor distance that can be covered is typically 10m.for line-of sight installations.	11	Nos			
7	Pro Site Enablement v 100 (includes Gateway, Identity Management ,App, Installer Portal Subscription, version control etc.)	1	Nos			
8	Wireless occupancy sensor base don Zig Bee Green Power works on PIR technology to detect occupancy accurately.	16	Nos			
9	Supply of 1 circuit track light. Connected load should be 26W and 1700 lumen delivered.	2	Nos			
Annexure VIII. FIRE DETECTION AND ALARM SYSTEM (INTELLIGENT ADDRESSABLE)						
1)	Supply, installation, fixing, testing and commissioning of Addressable Smoke detector ,optical type LED, etc. complete as required and as per specifications.	24	Nos			
2)	Supply, installation ,fixing ,testing and commissioning of Addressable Heat detector ,optical type LED, etc. complete as required and as per specifications.	4	Nos			
3)	Supply ,installation ,fixing ,testing and commissioning of LED Type Response Indicators (with rate of rise of temperature) etc..	9	Nos			
4)	Supply, installation, testing & commissioning of Photo thermal multi criteria intelligent addressable detector with standard base etc.	0	Nos			
5)	Supply, installation, fixing, testing and commissioning of Addressable Manual call point in ABS plastic body (Breakglass) to initiate audio visual alarm as per specifications complete.	4	Nos			
6)	Supply, installation , testing and commissioning of Fire Alarm Hooter (sound output of minimum 90dB upto a distance of 30 meters) with strobe light of 110cd intensity with power supply arrangement complete as required and suitable for wall /ceiling mounting.	4	Nos			
7)	Supply, installation, fixing, testing & commissioning of addressable monitor module complete as required.	1	Set			

8)	Supply, installation , fixing , testing & commissioning of addressable control module complete as required for switching ON of sprinkler system extraction fans / Pressurization Fan setc and switching off of AHU's, Access Control System, controlling of Hooters etc.	1	Set			
9)	SITC of micro processor based 2 wire fault tolerat loop, required 1 loop (each loop accessing minimum 99 addressable units) Firealarm / detection control panel.	1	Set			
10)	Supply laying, connecting, testing & commissioning of 2x1.5sq.mm stranded PVC insulated copper conductor 1100 volt grade fire resistant XLPE Armored Cable including terminations, all labour and material etc complete	380	RM			
Annexure IX. NETWORKING AND INTERCOM SYSTEM						
1	Supply and installation of following conduits including cost of junction boxes, bends, elbows, sockets , tees and all accessories ,laying in slab cutting chassis and making good or surface mounted including all fixing hardware.	120	RM			
2	Supply, installation, testing, commissioning and laying of CAT6UTP Cable.	460	RM			
3	Supply, installation, testing, commissioning of Ceiling Mounting Gigabit Access Point up to 1200Mbps Uplink speed under specific band width along with all mounting accessories etc.	4	Nos			
4	Supply, installation, testing, commissioning of 24Port Giga bit Networking Switches .	3	RM			
5	Labour Job of testing of all previous laid cables for networking and intercom and modifying locations as per new requirement and also getting the previous made setup in running condition.	1	Nos			
6	Supply, installation, testing, commissioning 24 port patch panel.	RO	RM			
7	Supply, installation, testing, commissioning 1mtr patch cord..	RO	RM			
8	Supply, installation, testing, commissioning 2mtr patch cord..	30	Nos			
9	Supply, installation, testing, commissioning of PDU, Cantilever Trays, Cable Manager for 42U standing rack.	2	Nos			
Annexure X. BACKGROUND MUSIC SYSTEM						
1	Supply and installation of following conduits including cost of junction boxes ,bends ,elbows, sockets ,tees and all accessories ,laying in slab cutting chassis and making good or surface mounted including all fixing hardware.	110	RM			
2	Supply, installation, testing, commissioning and laying of 18 AWG Oxygen Free, Non Corrosive Speaker Cable.	260	RM			
3	Supply, installation, testing, commissioning of 6Watt Ceiling Mounting Speakers.	18	Nos			
4	Supply, installation, testing, commissioning of PA system Amplifier of 125 Watt with inbuilt LED Display.	1	RM			
Annexure XI AUDIO VIDEO, VIDEO CONFERENCING SYSTEM						
1	Supply and installation, testing, commissioning of 32"Led TV (Make-Samsung ,LG, Sony) with all required mounting accessories as required	1	Nos			
2	Supply, installation, testing and commissioning of Sony /Panasonic LED Projector with 5000 lumens brightness, XGA resolution 1024 x 768, Lamp Life 10000 hours, 1Nos.HDMI cable port, ceiling mounted kit, 1nod HDMI cable and Standard projector cable from projector to the center /edge of the conference room including concealing of the entire wiring getting it through the floor and fixing to female /male sockets to hot plug with laptop etc complete in all respects.	1	Nos			
3	Supply, installation, testing, commissioning of motorized projector screen (Size- 8ftx6ft)	4	Nos			
4	Supply ,installation, testing, commissioning of Video Conferencing Solution inclusive of all mics, cameras, speakers as per requirement of Engineer-in charge.	1	Nos			
Annexure XII. CCTV HEAD						

	Providing, Installation & Testing of NVR based CCTV System.					
i	SITCOF2MP Full HD Dome Network Camera.	14	Nos			
ii	SITC OF 2MP Full HD Bullet Network Camera.	2	Nos			
iii	SITC OF High Speed PTZ Camera 120 Meter Smart IR Night Vision H.264 High Efficiency Video Compression 2.0MP,1080p,@30fps 22x Optical and 16x Digital Zoom Triple Streaming, Self-adapting Technology True WDR, 3DDNR,HLC,BLC.	0	Nos			
iv	16CH@4K/5MP/4MP/3MP/1080P/960P/720P,Display & Multi-channel Playback ,80 MB and width, H.265/H.264, 1PortX HDMI,1Port XRJ45 (Ethernet), 1HDD@6TBeach (6TB), (HDD Optional), 2USB for backup.	1	Nos			
v	WD Purple 6 TBHDD.	1	Nos			
vi	SITC of 24 port unmanaged PoE switch with patch panel and requisite patch cords.	1	Nos			
1	Providing the Modification in the Exiting Duct by	100	Sqmt			
	Fabricating the New Duct					
	22G					
	24G.	100	Sqmt			
2	Providing the duct insulation with 9 MM nitrile.	200	Sqmt			
3	Providing the Grills & Diffusers.	20	Sqmt			
4	Providing the Volume control damper.	7	Sqmt			
5	Providing & fixing the fire damper along with its controls.	5	Sqmt			
6	2TR split unit for Server Room (1 Working & Stand by).	2	nos			
Annexure XIII. HVAC						
S.No.	Description	Unit	Qty	UNIT PRICE	GST/TAX	TOTAL PRICE
1	Providing the Modification intheExitingduct by	100S				
	FabricatingtheNewDuct	qmt				
	22G					
	24G.	100	sqmt			
2	Providing the ductinsulationwith 9 MMnitrile.	200s				
		qmt.				
3	Providing the Grills &Diffusers.	20Sq				
		mt.				
4	Providing the Volumecontroldamper.	7Sq				
		mt.				
5	Providing & fixing the firedamper along with itscontrols.	5sqm				
		t.				
6	2TRsplitunitforServer Room (1 Working&Standby).	2Nos				
		.				
GRAND TOTAL (INCLUDING ALL ANNEXURE)						

All Figures in Rupees

Total Bid Price In Indian Rupees (In Words Rupees -----)

Note: In case of discrepancy, unit rate will prevail

Dated this day of 2019

Signature of Tenderer
Name & Designation:

Company Seal

Appendix A

BID SECURITY FORM

Whereas ----- (hereinafter called 'the Tenderer') has submitted its bid dated ----- for empanelment for Interior Furnishing Works at EDC Building & SPIC Office (hereinafter called "the Bid").

KNOW ALL MEN by these presents that WE ----- of - ----- having our registered office----- (hereinafter called "the Bank") are bound unto SPIC (hereinafter called "the Purchaser") in the sum of Rs.-/- for which payment well and truly to be made to the said Purchaser, the Bank binds itself, its successors and assigns by these presents. Sealed with the Common Seal of the said Bank this-----day of -----2019.

THE CONDITIONS of this obligation are:

1. If the Bidder, withdraws its Bid during the period of bid validity specified by the Bidder on the Bid Form; or
2. If the Bidder, having been notified of the acceptance of its bid by the Purchaser during the period of bid validity.
 - a. fails or refuses to execute the Contract Form, if required; or
 - b. fails or refuses to furnish the Performance Security, in accordance with the instructions to Bidders;

We undertake to pay to the Purchaser up to the above amount upon receipt of its first written demand, without the Purchaser having to substantiate its demand, provided that in its demand the Purchaser will note that the amount claimed by it is due to it owing to the occurrence of one or both of the two conditions, specifying the occurred condition or conditions.

This guarantee will remain in force up to and including 45 days after the period of bid validity, and any demand in respect thereof should reach the Bank not later than the above date.

(Authorized Signatory of the Bank)

Appendix B

PROFORMA OF BANK GUARANTEE FOR CONTRACT PERFORMANCE GUARANTEE BOND

Ref: _____

Date: _____

Bank Guarantee No. _____

To

1. Against contract vide Advance Acceptance of the Tender No : -----
covering -----

(hereinafter called the said 'contract') entered into between the SPIC, EDC Building; RGCTP, Chandigarh (hereinafter called the Client) and _____ (hereinafter called the Vendor) this is to certify that at the request of the Vendor we ----- Bank Ltd., are holding in trust in favour of the Purchaser, the amount of __ (write the sum here in words) to indemnify and keep indemnified the Purchaser against any loss or damage that may be caused to or suffered by the Purchaser by reason of any breach by the Vendor of any of the terms and conditions of the said contract and/or in the performance thereof. We agree that the decision of the Purchaser, whether any breach of any of the terms and conditions of the said contract and/or in the performance thereof has been committed by the Vendor and the amount of loss or damage that has been caused or suffered by the Purchaser, shall be final and binding on us and the amount of the said loss or damage shall be paid by us forthwith on demand and without demur to the Purchaser.

2. We _____ Bank Ltd, further agree that the guarantee herein contained shall remain in full force and effect during the period that would be taken for satisfactory performance and fulfillment in all respects of the said contract by the Vendor i.e till _____ hereinafter called the said date and that if any claim accrues or arises against us _____ Bank Ltd, by virtue of this guarantee before the said date, the same shall be enforceable _____ against us _____ Bank Ltd, notwithstanding the fact that the same is enforced within six months after the said date, provided that notice of any such claim has been given to us _____ Bank, by the Purchaser before the said date. Payment under this letter of guarantee shall be made promptly upon our receipt of notice to that effect from the Purchaser.
3. It is fully understood that this guarantee is effective from the date of the said contract and that we _____ Bank Ltd, undertake not to revoke this guarantee during its currency without the consent in writing of the Purchaser.

4. We undertake to pay to the Purchaser any money so demanded notwithstanding any dispute or disputes raised by the Vendor in any suit or proceeding pending before any court or Tribunal relating thereto, our liability under this present bond being absolute and unequivocal. The payment so made by us under this bond shall be a valid discharge of our liability for payment there under and the Vendor shall have no claim against us for making such payment.

5. We _____ Bank Ltd, further agree that the Purchaser shall have the fullest liberty, without affecting in any manner our obligations hereunder to vary any of the terms and conditions of the said contract or to extend time of performance by the Vendor from time to time or to postpone for any time or from time to time any of the powers exercisable by the Purchaser against the said Vendor and to forebear or enforce any of the terms and conditions relating to he said contract and we, _____ Bank Ltd., shall not be released from our liability under this guarantee by reason of any such variation or extension being granted to the said Vendor or for any forbearance by the Purchaser to the said Vendor or for any forbearance or omission on the part of the Purchaser or any other matter or thing whatsoever, which under the law relating to sureties, would, but for this provision, have the effect of so releasing us from our liability under this guarantee.

6. This guarantee will not be discharged due to the change in the constitution of the Bank or the Vendor.

7. This guarantee will be valid up to three years & sixty days from the date of issue .

Date _____

Place ____

Signature

Witness

Printed name

(Bank's common seal)

Appendix C

CONTRACT FORM

THIS AGREEMENT made the..... day of., 2019
 Between (Name of purchaser) (hereinafter called "the Purchaser") of
 the one part and(Name of Supplier) of.....
 (hereinafter called "the Supplier") of the other part:

Whereas the purchaser is desirous that -----

(Brief Description of Goods and Services) and has accepted a bid by the Supplier for
 the supply of those goods and services in the sum of..... (Contract
 Price in Words and Figures) (hereinafter called "the Contract Price").

NOW THIS AGREEMENT WITNESSETH AS FOLLOWS:

1. In this Agreement words and expressions shall have the same meanings as are respectively assigned to them in the Conditions of Contract referred to.
2. The following documents shall be deemed to form and be read and construed as part of this Agreement, viz.:
 - (a) the Bid and the Price Schedule submitted by the Bidder;
 - (b) the Tender Document including the Technical Specifications and the General Conditions of Contract;
 - (c) the Purchaser's Notification of Award.
 - (d) Correspondence (.....)
3. In consideration of the payments to be made by the Purchaser to the Supplier as hereinafter mentioned, the Supplier hereby covenants with the Purchaser to provide the goods and services and to remedy defects therein in conformity in all respects with the provisions of the Contract.
4. The Purchaser hereby covenants to pay the Supplier in consideration of the provision of the goods and services and the remedying of defects therein, the Contract Price or such other sum as may become payable under the provisions of the Contract at the times and in the manner prescribed by the Contract.

Brief particulars of the goods and services which shall be supplied/ provided by the Supplier are as under:

	Brief description of goods & services	Quantity to be supplied	Unit price	Total price	Delivery terms	Any other

TOTAL VALUE:

DELIVERY SCHEDULE:

IN WITNESS whereof the parties hereto have caused this Agreement to be executed in accordance with their respective laws the day and year first above written. Signed, Sealed and Delivered by the said.....(For the Purchaser) in the presence of:.....

Signed, Sealed and Delivered by the said.....(For the Supplier) in the presence of:.....

Check list

Please check whether following have been enclosed in the respective covers, namely, letter of Pre-qualification, Technical Bid and Price Bid:

A. Pre-Qualification Letter

1. Bid Security valid up to (date.....)
2. Evidence for experience (Clause 20.1 (ii), Section II)
3. Evidence of Turnover (Clause 20.1 (iv) Section II)
4. Technical Support facility details (Clause 20.1 (iii) Section II)
5. Business Certificate/GST Registration (Clause 20.1 (v) Section II)
6. Authorization certificates from OEM (Clause 20.1 (vi) Section II)

B. Technical Bid

1. Bid Particulars (Annexe 5.1.1)
2. Technical Bid Letter (Annexe 5.1.2)
3. Detailed Technical Proposal (Annexe 5.1.3)
4. Vendor Profile (Annexe 5.1.4)
5. Pre-qualifying Technical Competence such as proven experience in providing Similar Services for determining pre-qualification conditions and Bid Security

C. Price Bid

1. Price Bid letter. (Annexe5.2.1)
2. Price Schedule. (Annexe5.2.2)